

Andrews Alumni Survey 2012

The purpose of the alumni survey is to collect feedback from our graduates on Andrews University's effectiveness in achieving its mission, and placing men and women in the workforce. The alumni survey is administered annually to alumni who have graduated five years previously. This group was chosen in order to gain the perspective of those who have had time to reflect on the value of their education.

Number of alumni surveyed	547
Number of responses	99 total, 77 complete
Response rate	18.1% total, 14.1% complete

Degree, Program, & Modality

What is the most recent degree you received from Andrews University?

Answer	Count	Percentage
Bachelor's	31	35.23%
Master's	39	44.32%
Specialist	2	2.27%
Doctoral	16	18.18%

(For MA, EdS, PhD) Did you also receive your bachelor's degree from Andrews University?

Answer	Count	Percentage
Yes	21	36.84%
No	36	63.16%

What year did you graduate with your most recent degree from Andrews University?

Answer	Count	Percentage
2011	2	2.27%
2010	3	3.41%
2009	7	7.95%
2008	7	7.95%
2007	35	39.77%
2006	31	35.23%
2005	2	2.27%
2004	1	1.14%

Did you complete 50% or more of your Andrews courses online?

Answer	Count	Percentage
Yes (Y)	5	5.68%
No (N)	83	94.32%

Did you complete 50% or more of your courses at one (or more) of Andrews' off-campus locations?

Answer	Count	Percentage
Yes (Y)	17	19.32%
No (N)	71	80.68%

Did you participate in the Honors Program (SAGES)? (for bachelor's grads)

Answer	Count	Percentage
Yes and I graduated as a J. N. Andrews Scholar	11	35.48%
Yes, I started, but I did not graduate as a J. N. Andrews Scholar	2	6.45%
No	18	58.06%

Did you participate in the Honors Program (SAGES)? (for master's, EdS, or PhD who also completed bachelors at Andrews)

Answer	Count	Percentage
Yes and I graduated as a J. N. Andrews Scholar	2	9.52%
Yes, I started, but I did not graduate as a J. N. Andrews Scholar	1	4.76%
No	18	85.71%

Employment and Graduate Studies

What was your employment/enrollment status one year after graduating from Andrews University?

Answer	Count	Percentage
Employed	59	67.05%
Enrolled in graduate studies	12	13.64%
Employed and Enrolled in graduate studies	7	7.95%
Not employed or enrolled in graduate studies	10	11.36%

How related was your employment (one year after graduation) to your most recent Andrews University degree?

Answer	Count	Percentage
Very related	46	69.70%
Somewhat related	14	21.21%
Unrelated	6	9.09%

How related were your graduate studies to your most recent Andrews University degree?

Answer	Count	Percentage
Very related	13	68.42%
Somewhat related	5	26.32%
Unrelated	1	5.26%

Please select any additional degrees earned since you graduated from Andrews University.

Answer	Count	Percentage
Bachelor's	3	3.03%
Master's	15	15.15%
Specialist	4	4.04%
Doctoral	6	6.06%

What is your current employment status?

Answer	Count	Percentage
Employed full-time	56	63.64%
Employed part-time	17	19.32%
Not Employed	15	17.05%

How related is your current employment to your most recent Andrews degree?

Answer	Count	Percentage
Very related	51	69.86%
Somewhat related	9	12.33%
Slightly related	6	8.22%
Not related	7	9.59%

For "not related" responses above: Please choose the response that best describes why you are working in a field unrelated to your most recent Andrews degree.

Answer	Count	Percentage
No jobs were available in my field	3	42.86%
I wanted/needed better pay or benefits	1	14.29%
Other	3	42.86%

For those who are currently employed: Are you employed by a Seventh-day Adventist organization?

Answer	Count	Percentage
Yes	30	41.10%
No	43	58.90%

What is your current income level?

Answer	Count	Percentage
< \$40,000	30	46.15%
\$40,000 to < \$60,000	21	32.31%
\$60,000 to < \$80,000	8	12.31%
\$80,000 to < \$100,000	4	6.15%
\$100,000 to < \$150,000	1	1.54%
\$150,000 and above	1	1.54%

How would you advise prospective students who are considering attending Andrews?

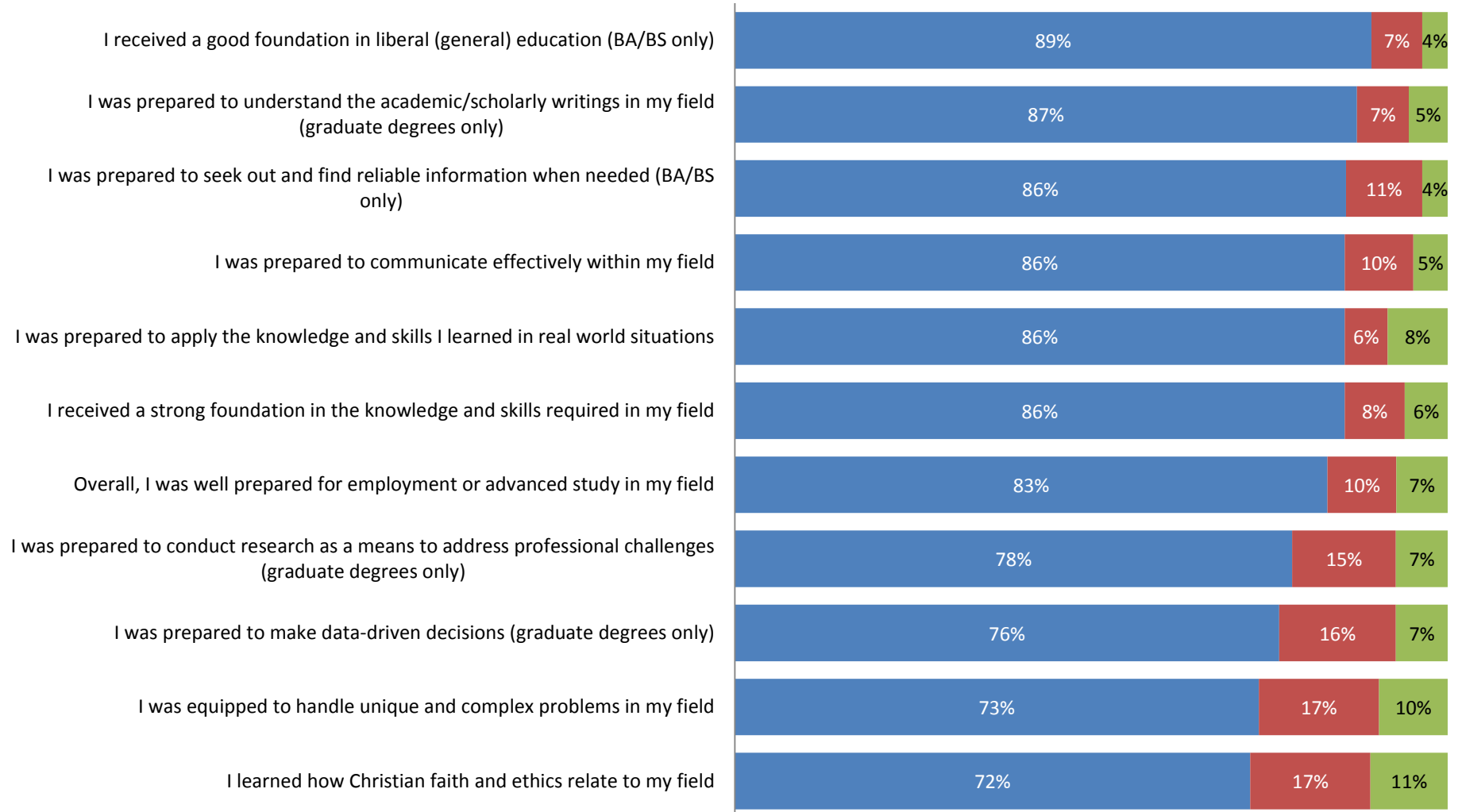
Answer	Count	Percentage
Strongly encourage attending Andrews	42	53.16%
Recommend attending Andrews	23	29.11%
Neither recommend nor discourage attending Andrews	13	16.46%
Discourage attending Andrews	1	1.27%
Strongly discourage attending Andrews	0	0.00%
	79	100.00%

MISSION

SEEK KNOWLEDGE To what extent do you agree with the following statements about your experience at Andrews University with regards to Seeking Knowledge? (for your most recent Andrews degree)										
	Strongly Agree		Agree		Neutral		Disagree		Strongly Disagree	
	#	%	#	%	#	%	#	%	#	%
I received a strong foundation in the knowledge and skills required in my field	34	41%	37	45%	7	8%	5	6%	0	0%
I was prepared to apply the knowledge and skills I learned in real world situations	31	37%	40	48%	5	6%	7	8%	0	0%
I was equipped to handle unique and complex problems in my field	23	28%	38	46%	14	17%	8	10%	0	0%
I learned how Christian faith and ethics relate to my field	26	31%	34	41%	14	17%	8	10%	1	1%
I was prepared to communicate effectively within my field	28	34%	43	52%	8	10%	4	5%	0	0%
Overall, I was well prepared for employment or advanced study in my field	30	36%	39	47%	8	10%	4	5%	2	2%
I received a good foundation in liberal (general) education (BA/BS only)	11	39%	14	50%	2	7%	1	4%	0	0%
I was prepared to seek out and find reliable information when needed (BA/BS only)	13	46%	11	39%	3	11%	1	4%	0	0%
I was prepared to understand the academic/scholarly writings in my field (graduate degrees only)	22	40%	26	47%	4	7%	2	4%	1	2%
I was prepared to conduct research as a means to address professional challenges (graduate degrees only)	16	29%	27	49%	8	15%	2	4%	2	4%
I was prepared to make data-driven decisions (graduate degrees only)	15	27%	27	49%	9	16%	3	5%	1	2%

Seek Knowledge

■ agree/strongly agree ■ neutral ■ disagree/strongly disagree



AFFIRM FAITH - To what extent do you agree with the following statements about your experience at Andrews University with regards to Affirming Faith? (for your most recent Andrews degree)

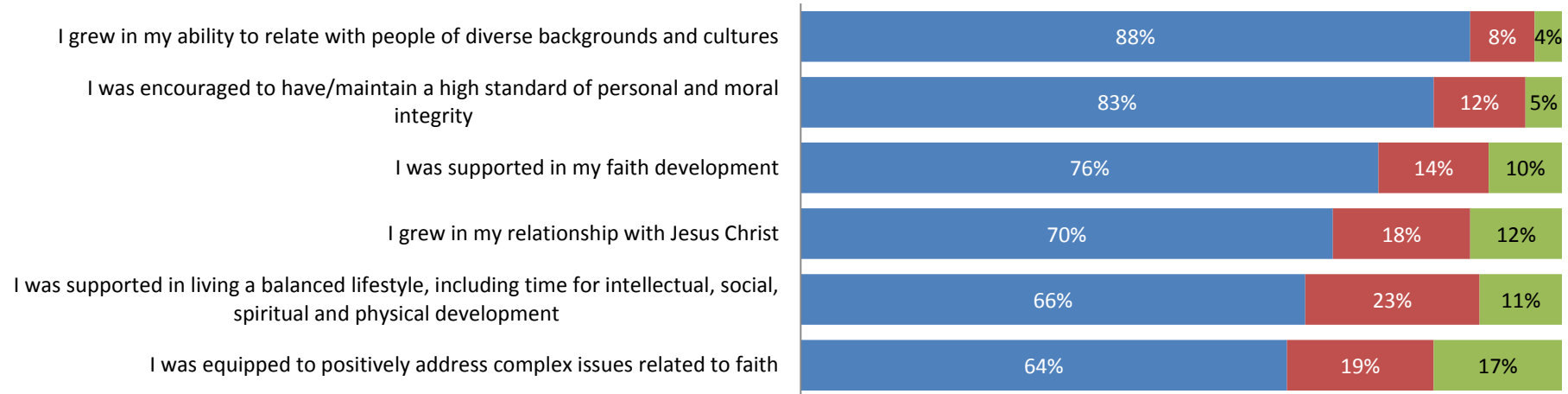
	Strongly Agree		Agree		Neutral		Disagree		Strongly Disagree	
	#	%	#	%	#	%	#	%	#	%
I grew in my relationship with Jesus Christ	31	37%	27	33%	15	18%	10	12%	0	0%
I was supported in my faith development	27	33%	36	43%	12	14%	7	8%	1	1%
I was encouraged to have/maintain a high standard of personal and moral integrity	34	41%	35	42%	10	12%	4	5%	0	0%
I was equipped to positively address complex issues related to faith	22	27%	31	37%	16	19%	14	17%	0	0%
I was supported in living a balanced lifestyle, including time for intellectual, social, spiritual and physical development	22	27%	33	40%	19	23%	7	8%	2	2%
I grew in my ability to relate with people of diverse backgrounds and cultures	39	47%	34	41%	7	8%	3	4%	0	0%

CHANGE THE WORLD - To what extent do you agree with the following statements about your experience at Andrews University with regards to Changing the World? (for your most recent Andrews degree)

	Strongly Agree		Agree		Neutral		Disagree		Strongly Disagree	
	#	%	#	%	#	%	#	%	#	%
I learned to think creatively to solve problems	24	29%	44	53%	13	16%	2	2%	0	0%
I was helped to adopt a philosophy of service to others	29	35%	37	45%	10	12%	7	8%	0	0%
I learned to take personal initiative and responsibility	27	33%	45	54%	9	11%	2	2%	0	0%
I was well prepared to work with others to promote positive change	27	33%	38	46%	15	18%	3	4%	0	0%
I was equipped to engage in activities consistent with the mission of the Seventh-day Adventist church	29	35%	29	35%	18	22%	7	8%	0	0%

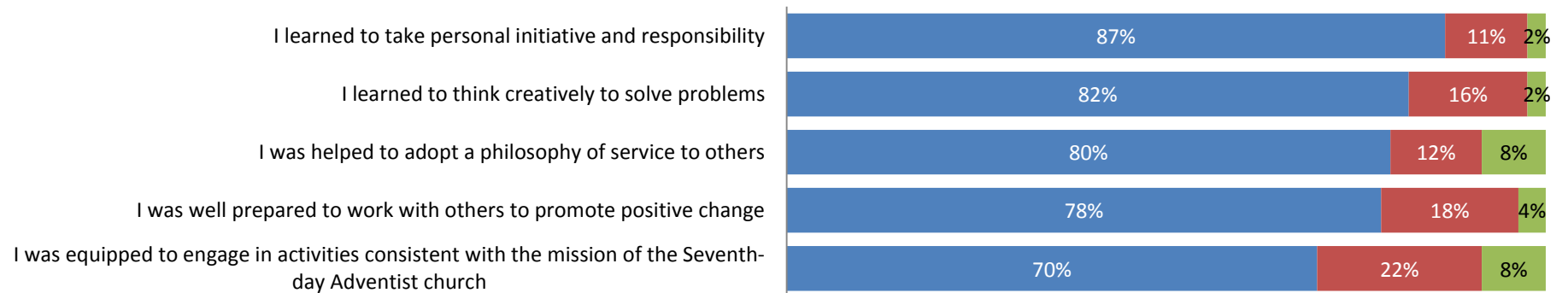
Affirm Faith

■ agree/strongly agree ■ neutral ■ disagree/strongly disagree



Change The World

■ agree/strongly agree ■ neutral ■ disagree/strongly disagree

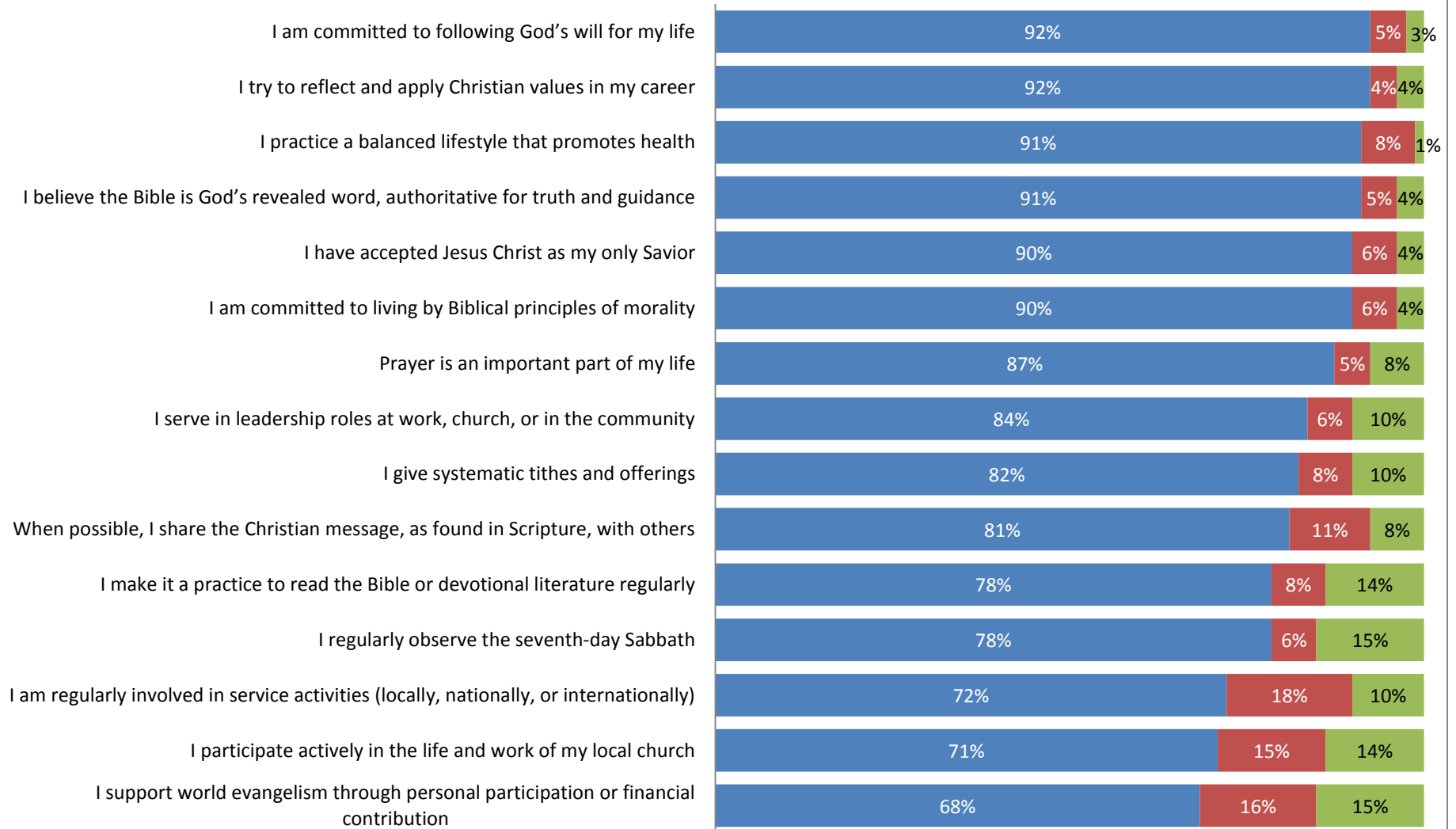


FAITH EXPERIENCE & RELIGIOUS PRACTICE

Please answer the following questions to help us to understand your current faith experience and religious practice.										
	Strongly Agree		Agree		Neutral		Disagree		Strongly Disagree	
	#	%	#	%	#	%	#	%	#	%
I have accepted Jesus Christ as my only Savior	66	84%	5	6%	5	6%	2	3%	1	1%
I am committed to following God's will for my life	64	81%	9	11%	4	5%	1	1%	1	1%
I believe the Bible is God's revealed word, authoritative for truth and guidance	63	80%	9	11%	4	5%	1	1%	2	3%
I try to reflect and apply Christian values in my career	62	78%	11	14%	3	4%	2	3%	1	1%
When possible, I share the Christian message, as found in Scripture, with others	44	56%	20	25%	9	11%	4	5%	2	3%
I am committed to living by Biblical principles of morality	57	72%	14	18%	5	6%	1	1%	2	3%
I regularly observe the seventh-day Sabbath	56	71%	6	8%	5	6%	5	6%	7	9%
I practice a balanced lifestyle that promotes health	41	52%	31	39%	6	8%	1	1%	0	0%
Prayer is an important part of my life	53	67%	16	20%	4	5%	4	5%	2	3%
I make it a practice to read the Bible or devotional literature regularly	43	54%	19	24%	6	8%	9	11%	2	3%
I participate actively in the life and work of my local church	43	54%	13	16%	12	15%	7	9%	4	5%
I am regularly involved in service activities (locally, nationally, or internationally)	32	41%	25	32%	14	18%	8	10%	0	0%
I serve in leadership roles at work, church, or in the community	44	56%	22	28%	5	6%	6	8%	2	3%
I give systematic tithes and offerings	50	63%	15	19%	6	8%	6	8%	2	3%
I support world evangelism through personal participation or financial contribution	35	44%	19	24%	13	16%	7	9%	5	6%

Faith Experience & Religious Practice

■ Agree/Strongly Agree ■ Neutral ■ Disagree/Strongly Disagree



Demographics

What is your gender?

Answer	Count	Percentage
Female	41	57.75%
Male	30	42.25%
No answer	6	

What is your age?

Answer	Count	Percentage
20 to 25	3	4.17%
26 to 29	24	33.33%
30 to 39	20	27.78%
40 to 49	14	19.44%
50 to 59	7	9.72%
60 or over	4	5.56%
No answer	5	

What is your ethnicity?

Answer	Count	Percentage
Not Hispanic or Latino	54	87.10%
Hispanic of any race	8	12.90%
No answer	15	

What is your race?

Answer	Count	Percentage
Asian	2	3.03%
Black/African-American	14	21.21%
White	40	60.61%
Other	10	15.15%
No answer	13	

What was your denominational/religious affiliation and involvement when you were an Andrews University student?

Answer	Count	Percentage
Active Seventh-day Adventist	65	85.53%
Inactive Seventh-day Adventist	0	0.00%
Active member of another denomination or religion	9	11.84%
Inactive member of another denomination or religion	2	2.63%
Not a member of any denomination or religion	0	0.00%
No answer	1	

What is your current denominational/religious affiliation?

Answer	Count	Percentage
Active Seventh-day Adventist	62	80.52%
Inactive Seventh-day Adventist	1	1.30%
Active member of another denomination or religion	9	11.69%
Inactive member of another denomination or religion	2	2.60%
Not a member of any denomination or religion	3	3.90%