

Andrews University

Senior Survey 2013-2014
Results

Office of Institutional Effectiveness
August 1, 2014

Senior Survey 2013-14 Results

Table of Contents

Table of Figures.....	2
Introduction	1
Mission.....	1
Seek Knowledge.....	1
Affirm Faith.....	1
Change the World.....	2
Major.....	5
Spiritual Commitment.....	7
Programs of Study.....	9
Demographics	10
Ethnicity.....	10
Plans for Employment and Further Study.....	11
Student Feedback	12

Table of Figures

Figure 1. Student participation in cross cultural experiences while at Andrews (n=367).....	2
Figure 2. Student participation in service activities while at Andrews (n=368)	2
Figure 3. Frequency of service activities while at Andrews (n=324)	3
Figure 4. Student leadership activity while at Andrews (n=367).....	3
Figure 5. Frequency of leadership activities while at Andrews (n=267).....	3
Figure 6. Mission ratings, highest to lowest (n=363).....	4
Figure 7. Major ratings, highest to lowest (n=363).....	6
Figure 8. Spiritual Commitment ratings, highest to lowest (n=363).....	8
Figure 9. Distribution of ethnic identities reported by seniors (n=363).....	10

Introduction

The Senior Survey is an anonymous survey given to undergraduates in their senior year. It is used to gather student opinions on various aspects of life and study at Andrews University. This report provides the summary of responses by this year's seniors.

Mission

Education at Andrews University is framed within the university's mission. This section provides the results to a series of questions to determine how well we achieved our mission. Responses include student ratings and their involvement in activities that are directly related to Andrews' mission.

Andrews University, a distinctive Seventh-day Adventist Christian institution, transforms its students by educating them to seek knowledge and affirm faith in order to change the world.

Seek Knowledge

How much has your experience at Andrews University prepared you to . . . (n=363)	Very Much	Much	Moderately	Little	Very Little
Engage in intellectual discovery and inquiry	39%	40%	18%	1%	1%
Think clearly and critically	41%	41%	15%	1%	2%
Communicate effectively	40%	42%	15%	2%	1%
Understand life, learning and civic responsibility from a Christian point of view	40%	37%	17%	3%	2%
Be competent in your chosen discipline or profession	44%	37%	13%	4%	2%

Affirm Faith

How much has your experience at Andrews University prepared you to . . . (n=363)	Very Much	Much	Moderately	Little	Very Little
Develop a personal relationship with Jesus Christ	32%	32%	25%	7%	4%
Deepen your faith commitment and practice	31%	33%	25%	6%	5%
Demonstrate personal and moral integrity	36%	38%	17%	5%	4%
Embrace a balanced lifestyle, including time for intellectual, social, spiritual, and physical development	29%	34%	21%	10%	5%
Apply understanding of cultural differences in diverse environments	43%	31%	18%	5%	3%

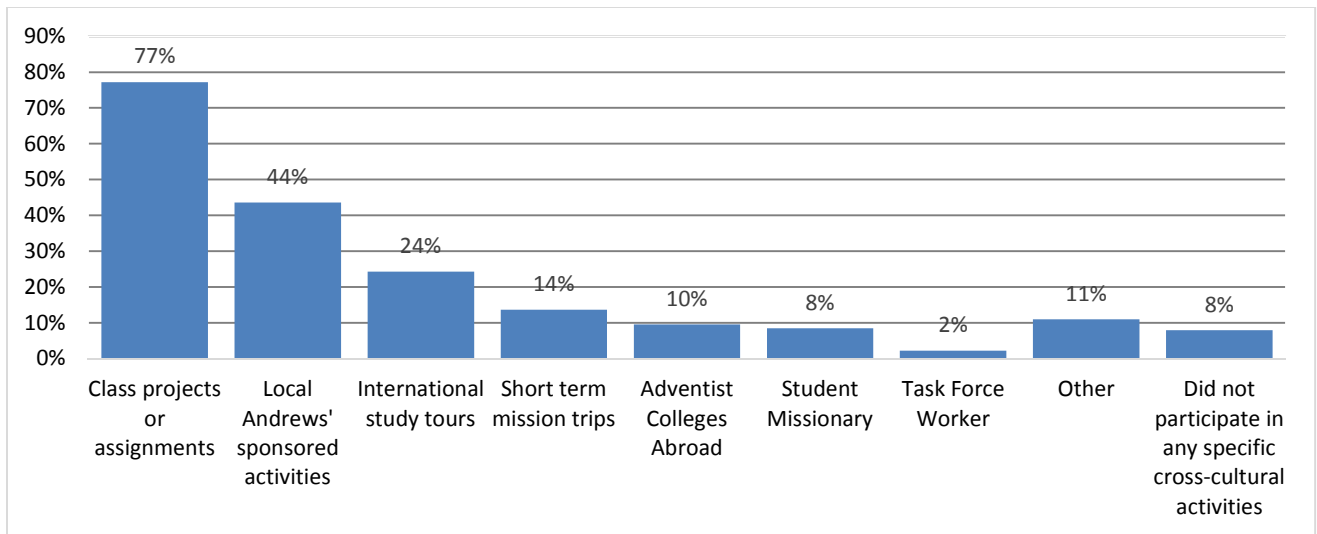


Figure 1. Student participation in cross cultural experiences while at Andrews (n=367)

Change the World

How much has your experience at Andrews University prepared you to . . . (n=363)	Very Much	Much	Moderately	Little	Very Little
Engage in creative problem-solving and innovation	29%	44%	22%	4%	2%
Engage in generous service to meet human needs	30%	40%	23%	5%	3%
Apply collaborative leadership to foster growth and promote change	27%	36%	29%	5%	3%
Engage in activities consistent with the worldwide mission of the Seventh-day Adventist church	26%	35%	25%	8%	7%

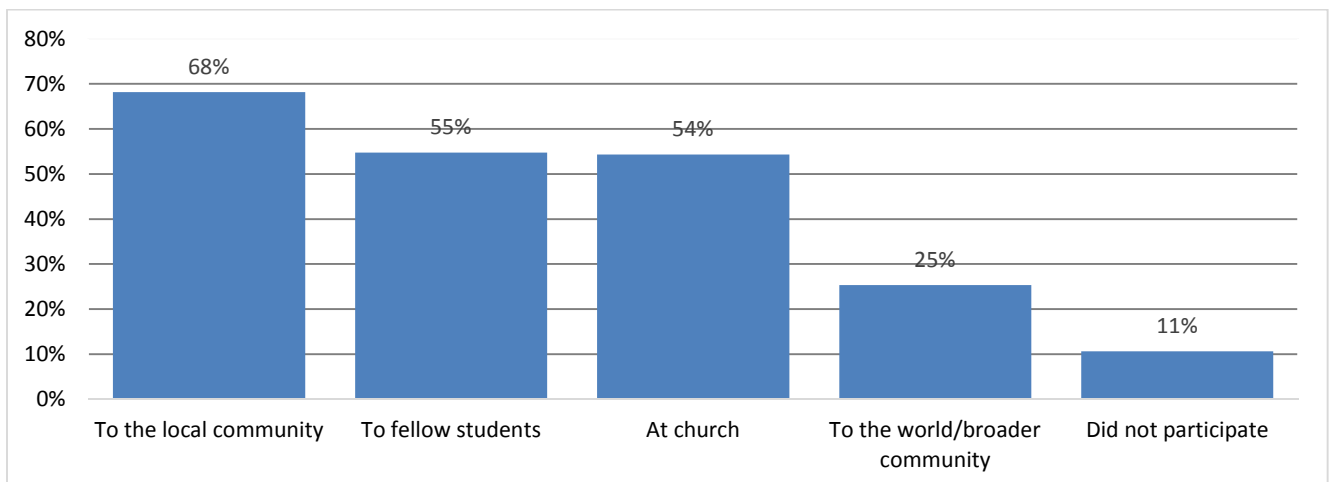


Figure 2. Student participation in service activities while at Andrews (n=368)

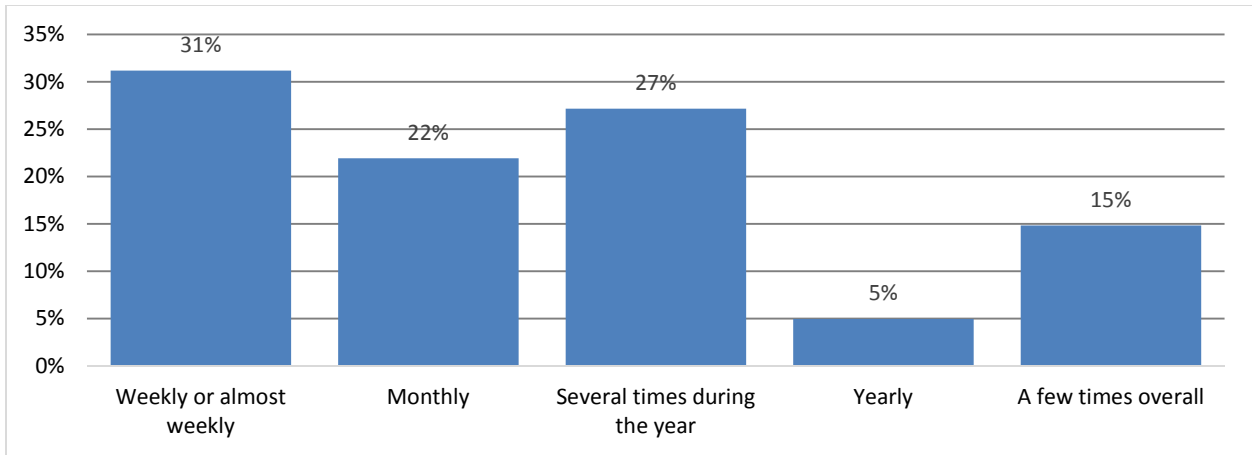


Figure 3. Frequency of service activities while at Andrews (n=324)

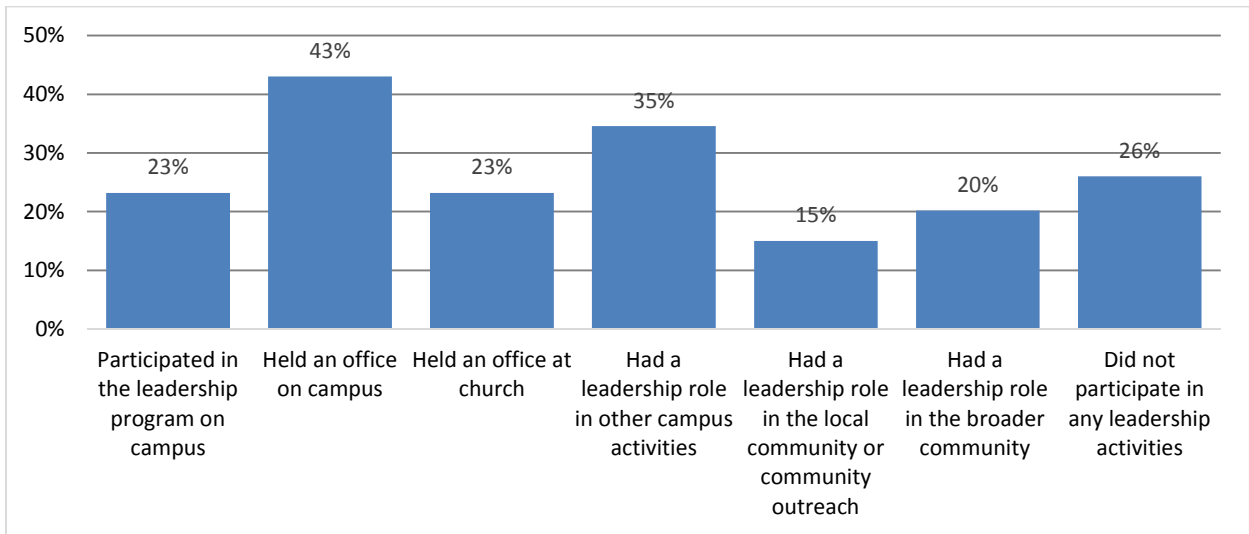


Figure 4. Student leadership activity while at Andrews (n=367)

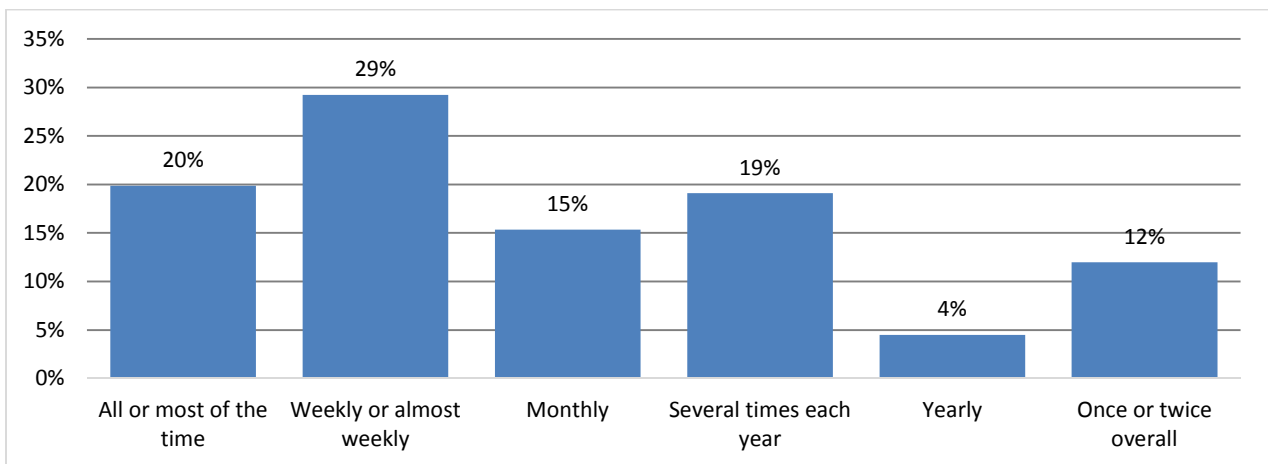


Figure 5. Frequency of leadership activities while at Andrews (n=267)

How much has your experience at Andrews University prepared you to:

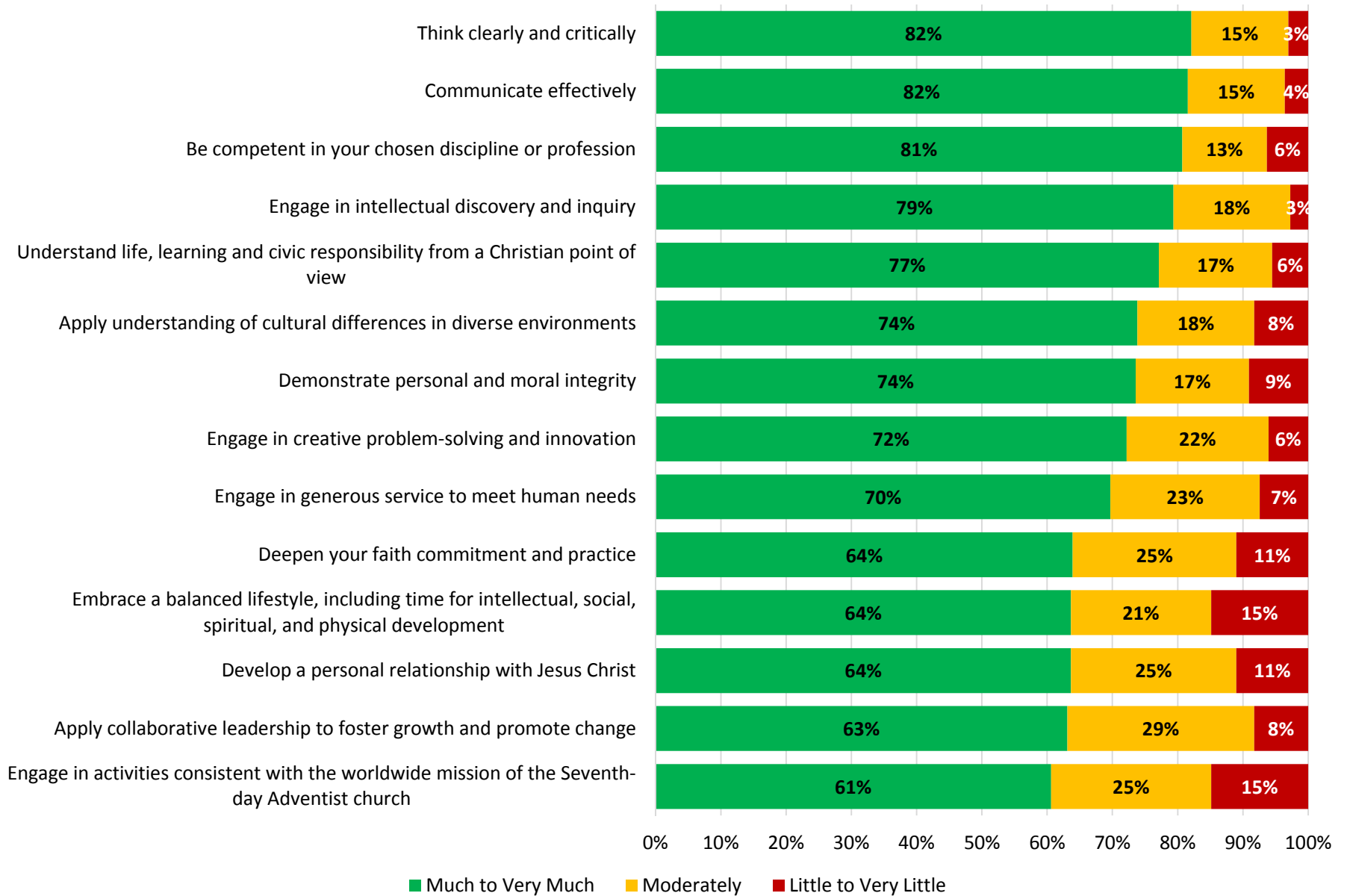


Figure 6. Mission ratings, highest to lowest (n=363)

Major

Andrews University's mission is lived out Students were asked to rate the following statements about their major. Responses are further analyzed by major and shared with the academic departments.

How much do you agree with the following statements about your major: (n=363)	Strongly Agree	Agree	Neutral	Disagree	Strongly Disagree
Program was academically stimulating	45%	43%	9%	2%	1%
Program had sufficient variety in advanced course and program offerings	35%	42%	15%	5%	3%
Advanced course and program offerings had sufficient depth of subject matter	38%	42%	14%	5%	1%
Appropriate opportunity for research and/or creative work	39%	40%	13%	7%	1%
Sufficient opportunities for the practical application of learning	35%	29%	21%	11%	3%
There were adequate facilities and specialized equipment (studios, computers, instruments, lab supplies, etc	30%	40%	18%	9%	4%
Library resources were adequate for the program (n=348)	31%	40%	20%	7%	3%
Academic advising was helpful	48%	32%	10%	7%	2%
Faculty provided good advice about careers and graduate school	35%	39%	15%	10%	2%
Faculty were aware of new developments in their field or discipline	44%	38%	14%	3%	1%
Faculty used technology effectively to enhance their teaching	35%	44%	13%	6%	2%
Faculty used effective teaching methods that helped me learn	34%	45%	15%	3%	2%
Faculty members showed genuine interest in each student	54%	29%	13%	3%	1%
Faculty taught me how Christian faith and ethics relate to my field (n=356)	44%	34%	17%	3%	2%
I believe that I will be well prepared for a job or further study in my field	37%	48%	9%	4%	2%
I would recommend this program to a friend	39%	36%	18%	3%	5%

How much do you agree with the following statements about your major:

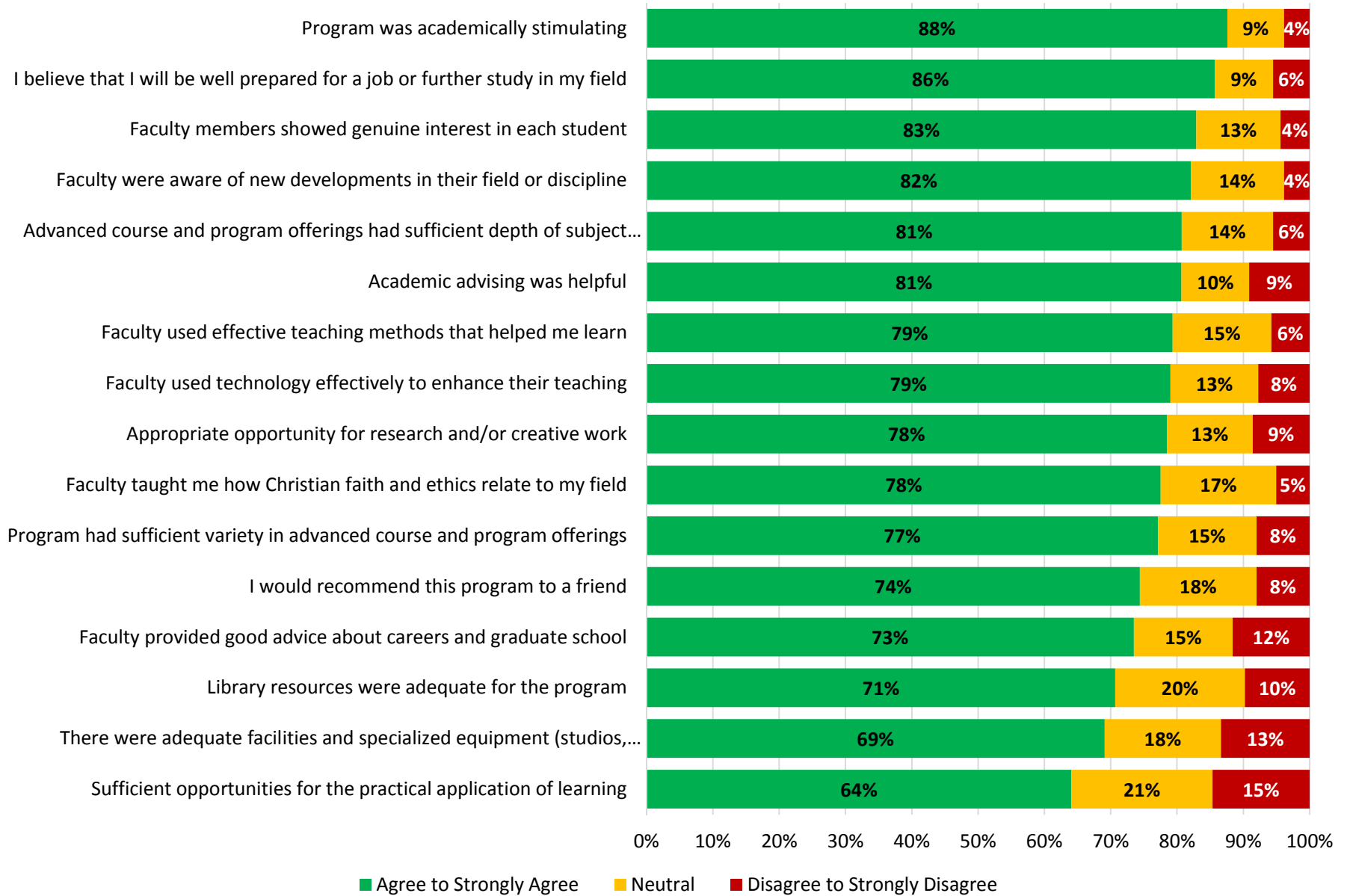


Figure 7. Major ratings, highest to lowest (n=363)

Spiritual Commitment

An important part of an Andrews University education is to provide a place where students can “Affirm Faith” and grow spiritually. This section provides student responses to questions about their faith commitment.

How committed are you to the following? (n=363)	Willing to keep with sacrifice	Considerable effort to keep	Keep when convenient	Am not keeping	Have not made
To know God	64%	27%	6%	2%	2%
To accept Jesus Christ as your only Savior	69%	21%	5%	3%	2%
To submit to God’s will for your life	59%	28%	6%	4%	3%
To use Bible as God’s revealed word, authoritative for truth & guidance	59%	26%	9%	4%	3%
To reflect and apply Christian values in your career to glorify God	61%	28%	6%	3%	2%
To tell others of the Christian message as found in Scripture	46%	34%	11%	6%	3%
To live by biblical principles of sexual morality	53%	28%	7%	8%	4%
To belong to a church	50%	32%	9%	5%	5%
To observe the seventh-day Sabbath	61%	22%	7%	5%	4%
To live a lifestyle that promotes physical health	55%	33%	7%	2%	2%
To pray daily	57%	26%	10%	3%	3%
To read the Bible or devotional literature daily	44%	32%	12%	8%	4%
To participate actively in the life and work of a local church	39%	31%	15%	9%	6%
To give systematic tithes and offerings	51%	29%	7%	7%	7%
To support world evangelism through personal participation/financial contribution	39%	31%	15%	9%	7%

How committed are you to the following?

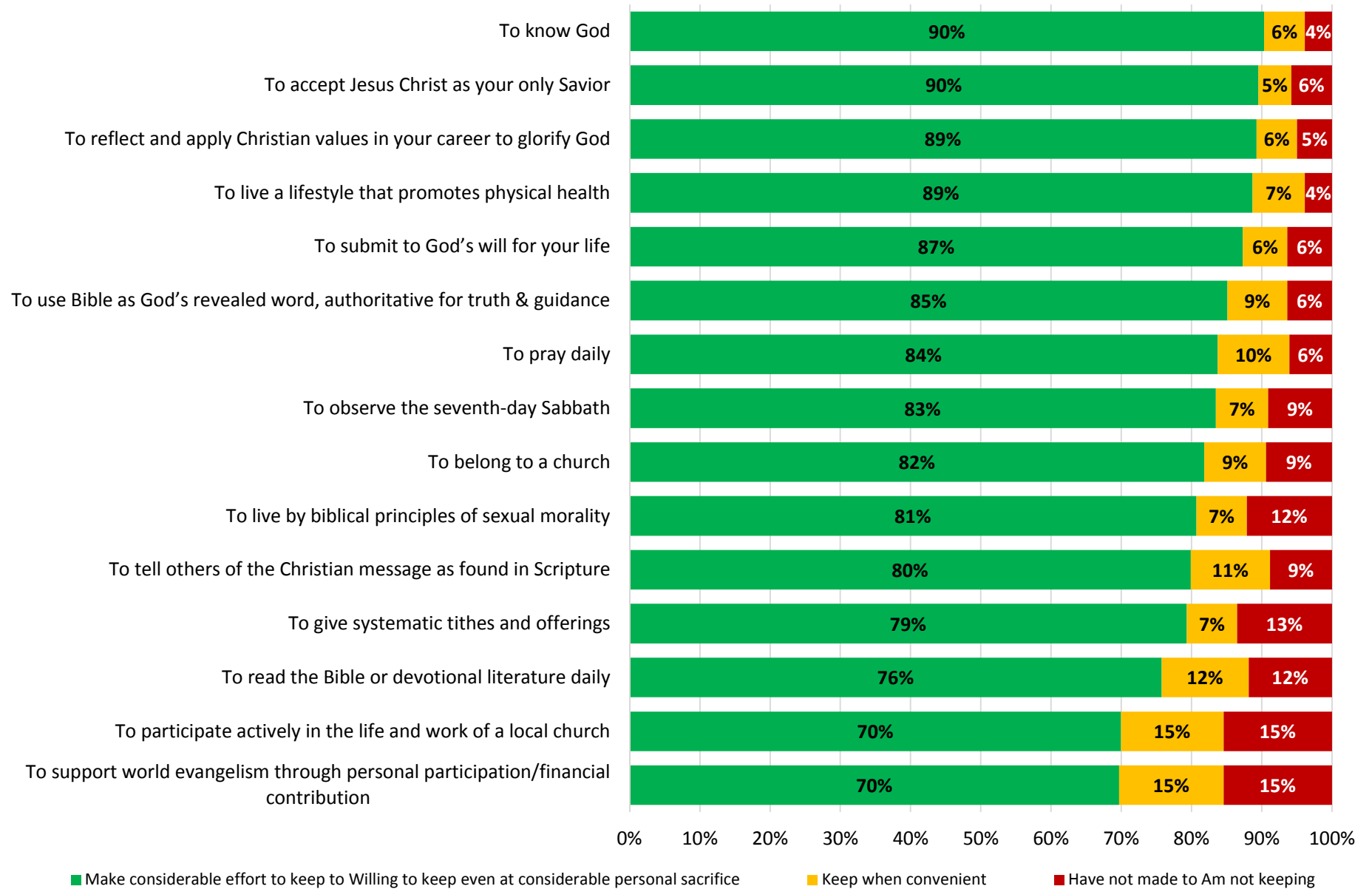


Figure 8. Spiritual Commitment ratings, highest to lowest (n=363)

Programs of Study

College of Arts and Sciences			School of Business Administration			School of Education		
	n	%		n	%		n	%
Biology, BS	25	6.89%	Management, BBA	18	4.96%	Education, Elem. BSELED	14	3.86%
Engineering, BS	14	3.86%	Business Administration, BS	6	1.65%	Education, Secondary	1	0.28%
Psychology, BS of BA	12	3.31%	Accounting, BBA	6	1.65%	Total	15	
Theology, BA	11	3.03%	Information Systems, BBA	3	0.83%			
English, BA	11	3.03%	Marketing, BBA	3	0.83%			
Social Work, BSW	11	3.03%	Finance, BBA	2	0.55%			
Behavior Neuroscience (Biology or Psychology, BS)	11	3.03%	International Business & Language, BA/BBA	1	0.28%			
Behavioral Sciences, BS	10	2.75%	International Business, BBA	1	0.28%			
General Studies, BA or BS	10	2.75%	Total	40				
Mathematics, BS	7	1.93%						
Religion, BA	6	1.65%	School of Health Professions			Agriculture and Aviation		
Spanish Studies, BA	6	1.65%	Nursing, BS	18	4.96%	Agriculture, BS or BT	7	1.93%
Communication, BA	5	1.38%	Speech, Language, Path. & Audiology	11	3.03%	Animal Science, BS	4	1.10%
Music, BA	5	1.38%	Wellness, BHS	10	2.75%	Aviation/Avi. Tech., BT	4	1.10%
Spanish for Translation, BA	4	1.10%	Medical Laboratory Science, BSMLS	10	2.75%	Horticulture, BS or BT	3	0.83%
Political Science, BA or BS	3	0.83%	Dietetics, BS	9	2.48%	Total	18	
Biochemistry, BS	2	0.55%	Health Sci. for Physical Therapy, BHS	8	2.20%			
Computing, BS	2	0.55%	Nutrition Science, BS	5	1.38%	Grand Total	363	
English (Education emphasis), BA	2	0.55%	Nutrition & Dietetics, BS	4	1.10%			
History, BA	2	0.55%	Exercise Studies, BS	2	0.55%			
Journalism, BA	2	0.55%	Health & Fitness, BS	2	0.55%			
Liberal Arts, BA or BS	2	0.55%	Total	79				
Sociology, BS or BA	2	0.55%						
Biology (Secondary Education), BS	1	0.28%	School of Architecture, Art and Design					
Biophysics, BS	1	0.28%	Architecture, Arch. Studies, BSA, BS	13	3.58%			
Chemistry, BS	1	0.28%	Photography, BFA	9	2.48%			
French Studies, BA	1	0.28%	Design (Graphic or Web Design), BFA	4	1.10%			
Music Education, BMus	1	0.28%	Visual Art Education, BS	3	0.83%			
Music Performance, BMus	1	0.28%	Art Direction/Advertising, BFA	2	0.55%			
Public Relations, BA	1	0.28%	Visual Art, BFA	1	0.28%			
Social Studies, BS	1	0.28%	Art, BA	1	0.28%			
Spanish for International Trade, BA	1	0.28%	Documentary Film, BFA	1	0.28%			
Spanish for K-12 Education, BA	1	0.28%	Total	34				
Psychology/Visual Communication	1	0.28%						
Family Studies, BS	1	0.28%						
Total	177							

Demographics

Students in this year's senior class reported the following demographic characteristics:

- 370 seniors were surveyed, 363 completed the whole survey
- 57% of respondents were female
- 86% of respondents identified themselves as active Seventh-day Adventists
- 50% of respondents were 22 or 23 years old, while 30% were aged 21 or less.
- 63% of respondents identified most closely with an ethnic group other than Caucasian
- 21% of respondents were international students
- 22% of respondents were most fluent in a language other than English, or felt equally fluent in English and another language
- 54% of respondents studied primarily at an SDA academy, and 34% studied primarily at a public high school, before coming to Andrews University
- 9% of respondents said they would graduate as a J.N. Andrews Scholar

Ethnicity

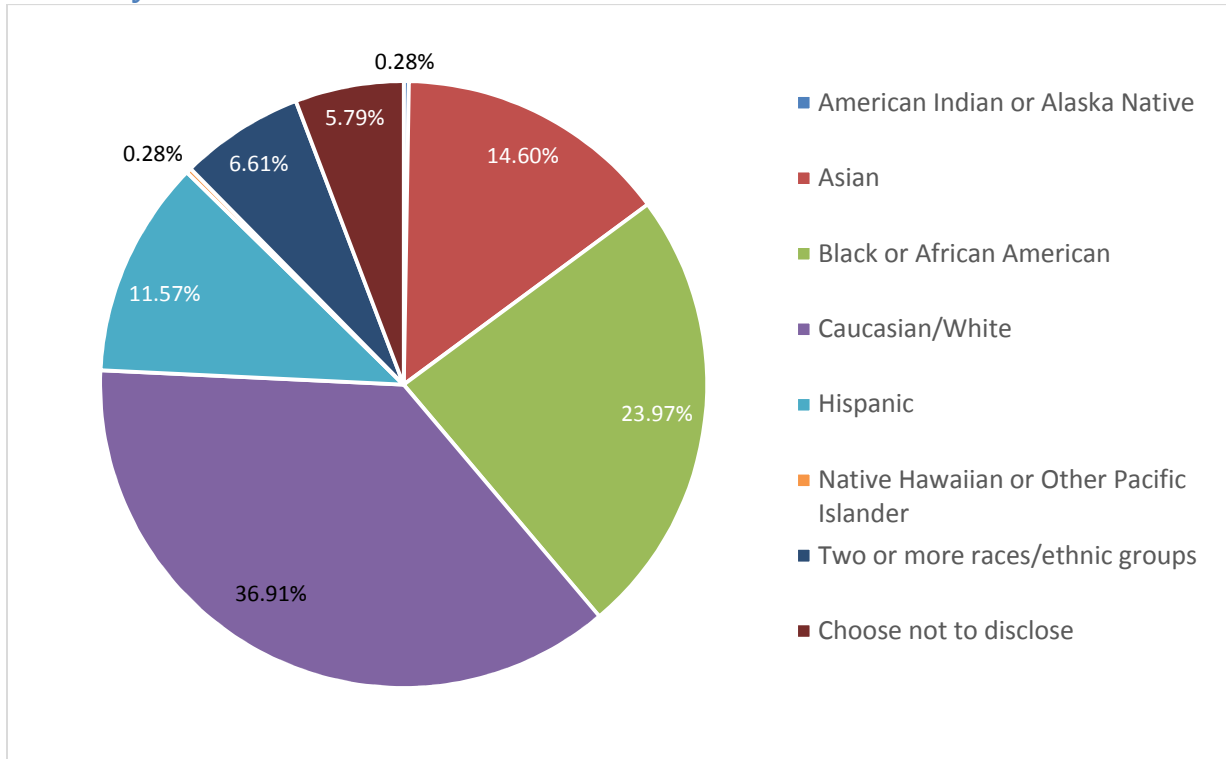


Figure 9. Distribution of ethnic identities reported by seniors (n-363)

Plans for Employment and Further Study

Students were asked the following questions about their plans after graduation from Andrews University.

Do you intend to seek employment within a Seventh-day Adventist institution in the five years after graduation from Andrews, or after completing graduate school? (n=363)

Answer	Count	Percentage
Definitely yes	26	7%
Probably yes	71	20%
Undecided	111	31%
Probably no	104	29%
Definitely no	51	14%

How likely are you to pursue further studies? (n=363)

Answer	Count	Percentage
Definitely	186	51%
Likely	103	28%
Uncertain	54	15%
Unlikely	15	4%
Definitely not	5	1%

If you pursue further studies, would you consider attending Andrews University? (n=358)

Answer	Count	Percentage
Yes	171	48%
No	187	52%

If you would not choose Andrews again, which description best represents why? (n=187)

Answer	Count	Percentage
Program is not offered at Andrews	96	51%
Need to relocate	21	11%
Financial considerations	22	12%
Dissatisfied with Andrews experience	25	13%
Other	23	12%

Student Feedback

Of the 363 students who completed the senior survey, 196 answered the question, “What suggestions do you have for improving the experience offered at Andrews University?” Responses were classified into the following categories, and were disseminated to the appropriate departments and directors. Please note that many comments were multi-faceted, and may have been placed in more than one category.

- Academics (50)
- Administration (38)
- Advising (6)
- AUSA (3)
- Campus Safety (6)
- Counseling & Testing, Career (7)
- Dining Services (12)
- Diversity (5)
- Facilities (16)
- Financial (28)
- International Students (3)
- ITS (2)
- Leadership (2)
- Library (2)
- Spiritual Life/Campus Ministry (16)
- Student Life (107)
- Undergraduate Experience (32)