

Senior Survey 2014-2015



Senior Survey 2014-2015  
Results

Office of Institutional Effectiveness  
June, 2015

# Senior Survey 2014-15 Results

---

## Table of Contents

Table of Figures.....	i
Introduction .....	1
Mission.....	1
Seek Knowledge.....	1
Affirm Faith.....	1
Change the World.....	2
Major.....	6
Spiritual Commitment.....	8
Programs of Study.....	10
Demographics .....	11
Ethnicity.....	11
Plans for Employment and Further Study.....	12
Student Feedback .....	13

## Table of Figures

Figure 1. Student participation in cross cultural experiences while at Andrews (n=387) .....	2
Figure 2. Student participation in service activities while at Andrews (n=387) .....	3
Figure 3. Frequency of service activities while at Andrews (n=349) .....	3
Figure 4. Student leadership activity while at Andrews (n=387) .....	4
Figure 5. Frequency of leadership activities while at Andrews (n=282).....	4
Figure 6. Mission ratings, highest to lowest (n=387).....	5
Figure 7. Major ratings, highest to lowest (n=385).....	7
Figure 8. Spiritual Commitment ratings, highest to lowest (n=385).....	9
Figure 9. Distribution of ethnic identities reported by seniors (n=363).....	11

## Introduction

The Senior Survey is an anonymous survey given to undergraduates in their senior year. It is used to gather student opinions on various aspects of life and study at Andrews University. This report provides the summary of responses by this year's seniors.

## Mission

Education at Andrews University is framed within the university's mission. This section provides the results to a series of questions to determine how well we achieved our mission. Responses include student ratings and their involvement in activities that are directly related to Andrews' mission.

*Andrews University, a distinctive Seventh-day Adventist Christian institution, transforms its students by educating them to seek knowledge and affirm faith in order to change the world.*

## Seek Knowledge

How much has your experience at Andrews University prepared you to . . . (n=387)	Very Much	Much	Moderately	Little	Very Little
Engage in intellectual discovery and inquiry	38%	38%	20%	3%	1%
Think clearly and critically	38%	40%	18%	4%	1%
Communicate effectively	37%	41%	17%	5%	1%
Understand life, learning and civic responsibility from a Christian point of view	42%	37%	14%	5%	2%
Be competent in your chosen discipline or profession	40%	40%	14%	4%	2%

## Affirm Faith

How much has your experience at Andrews University prepared you to . . . (n=387)	Very Much	Much	Moderately	Little	Very Little
Develop a personal relationship with Jesus Christ	27%	33%	26%	10%	5%
Deepen your faith commitment and practice	29%	30%	27%	8%	6%
Demonstrate personal and moral integrity	36%	34%	21%	6%	3%
Embrace a balanced lifestyle, including time for intellectual, social, spiritual, and physical development	32%	28%	25%	11%	4%
Apply understanding of cultural differences in diverse environments	48%	28%	16%	6%	2%

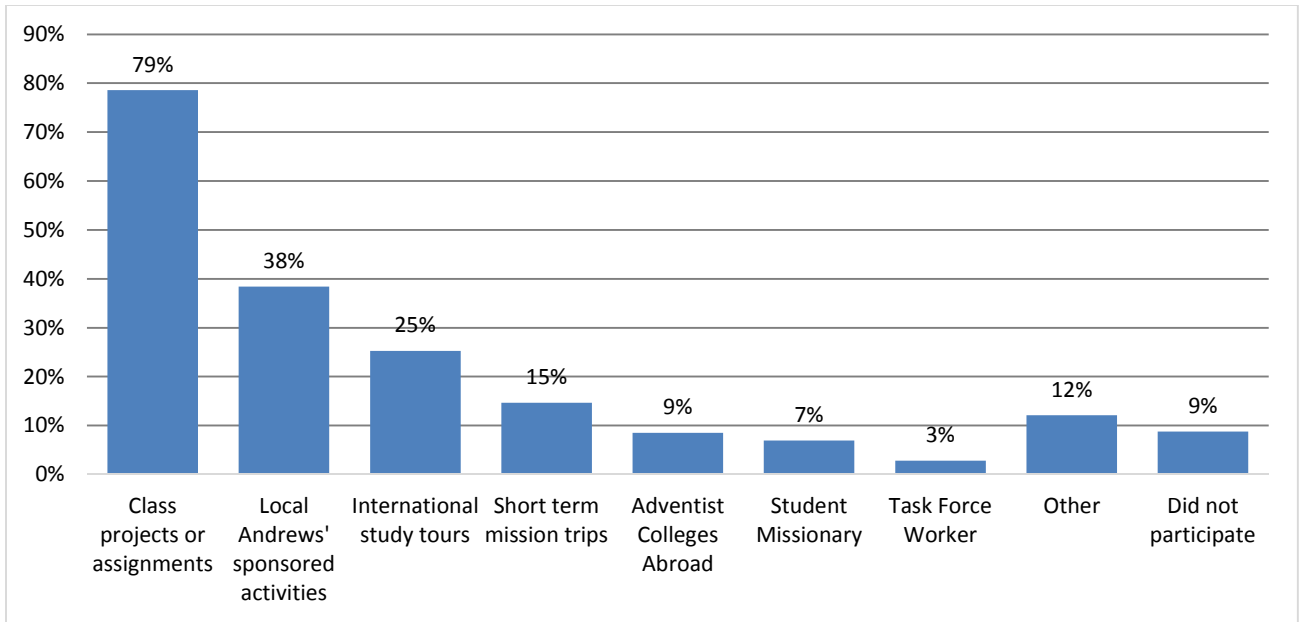


Figure 1. Student participation in cross cultural experiences while at Andrews (n=387)

### Change the World

How much has your experience at Andrews University prepared you to . . . (n=387)	Very Much	Much	Moderately	Little	Very Little
Engage in creative problem-solving and innovation	28%	42%	22%	5%	2%
Engage in generous service to meet human needs	34%	37%	20%	7%	2%
Apply collaborative leadership to foster growth and promote change	30%	38%	20%	9%	3%
Engage in activities consistent with the worldwide mission of the Seventh-day Adventist church	27%	35%	25%	9%	5%

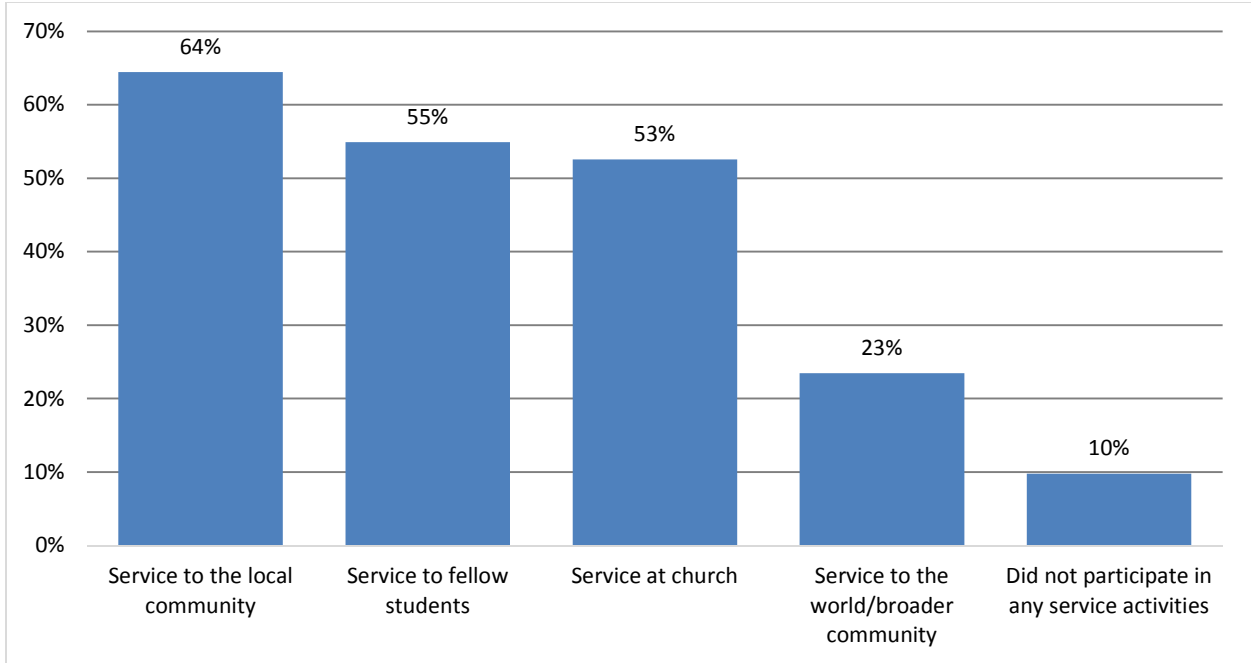


Figure 2. Student participation in service activities while at Andrews (n=387)

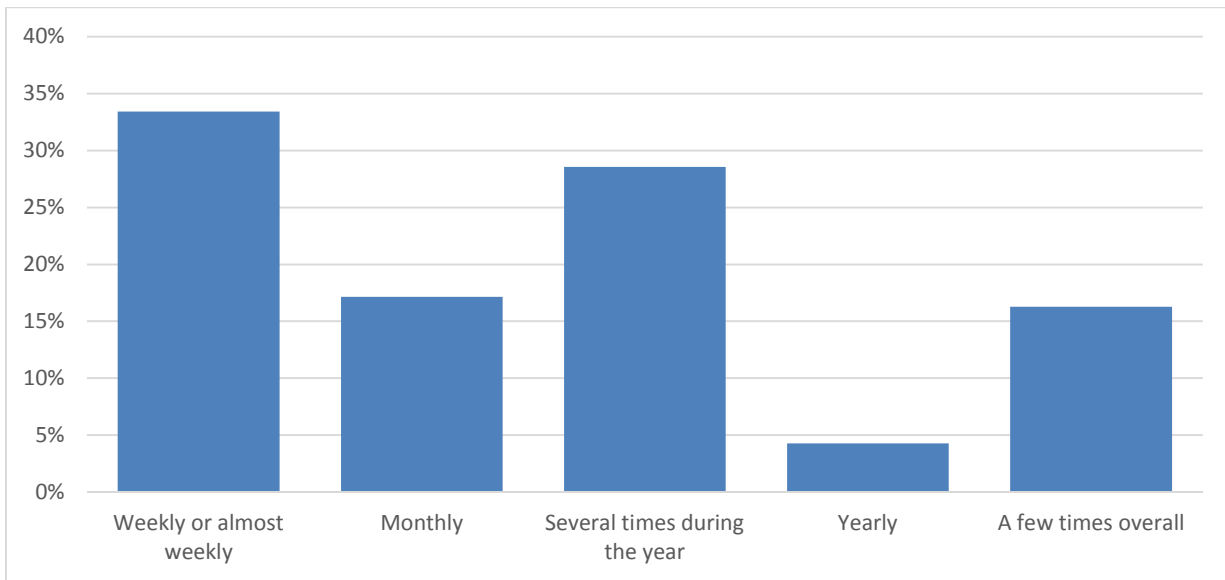


Figure 3. Frequency of service activities while at Andrews (n=349)

Senior Survey 2014-2015

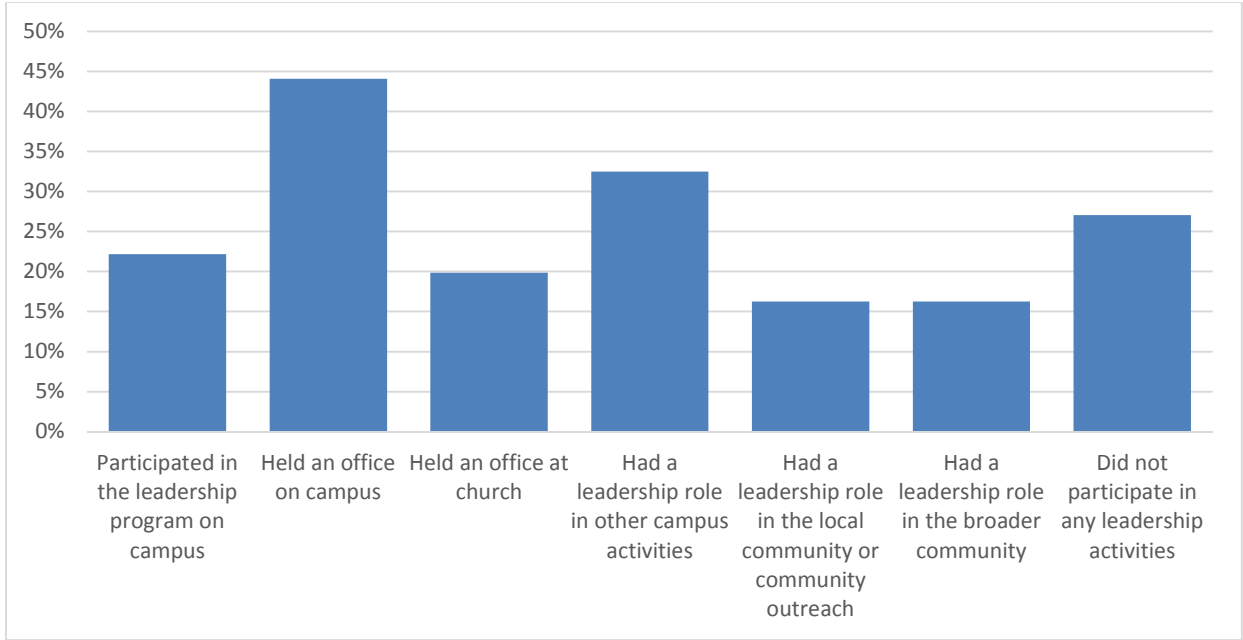


Figure 4. Student leadership activity while at Andrews (n=387)

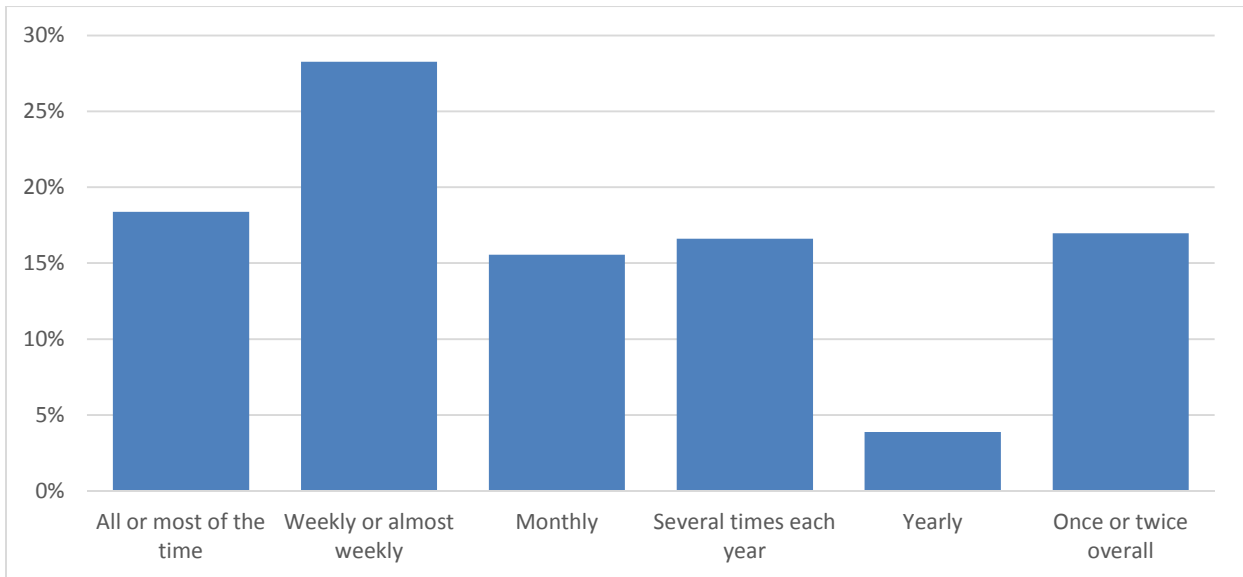


Figure 5. Frequency of leadership activities while at Andrews (n=282)

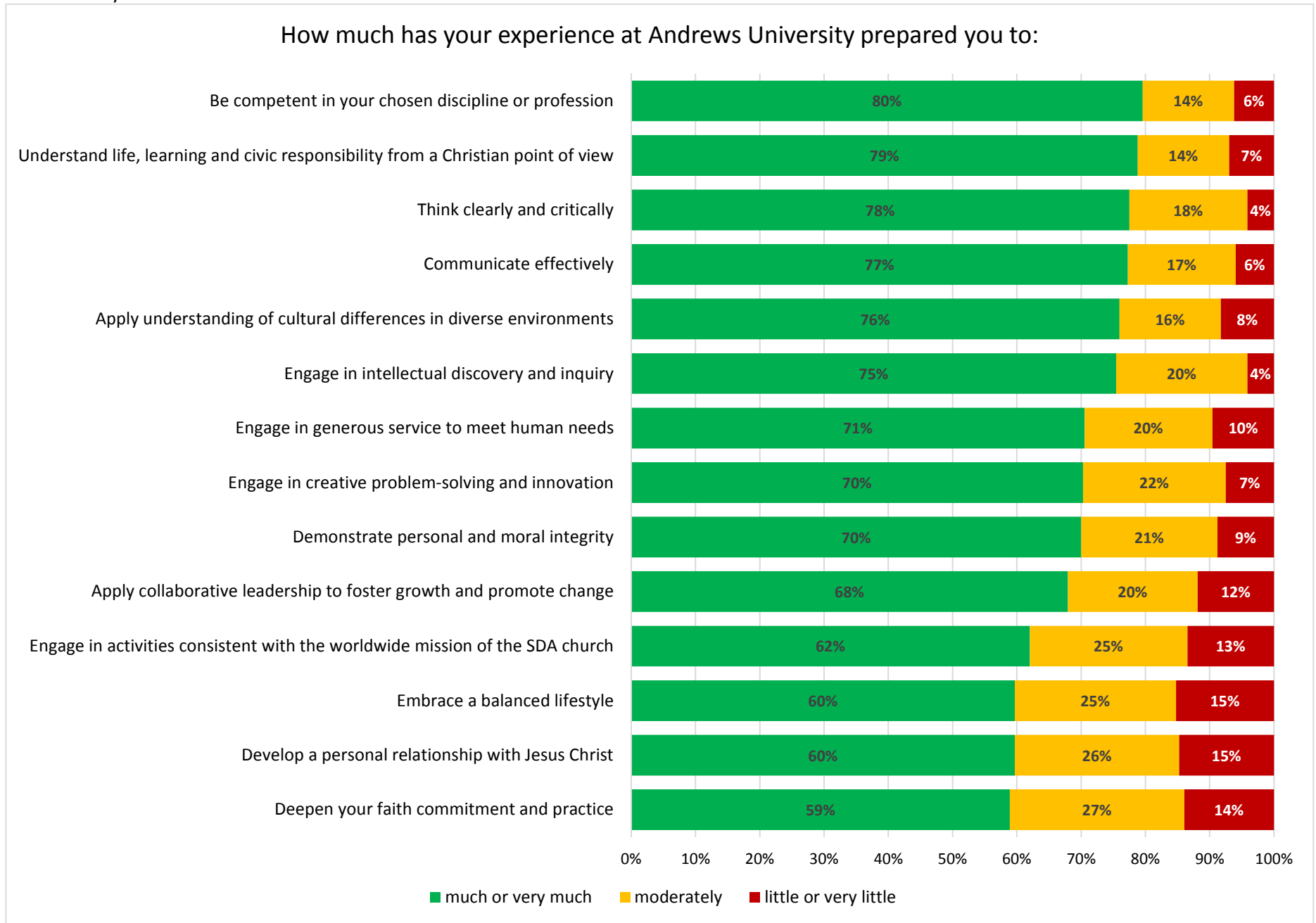


Figure 6. Mission ratings, highest to lowest (n=387)

## Major

Andrews University's mission is lived out Students were asked to rate the following statements about their major. Responses are further analyzed by major and shared with the academic departments.

How much do you agree with the following statements about your major: (n=385)	Strongly Agree	Agree	Neutral	Disagree	Strongly Disagree
Program was academically stimulating	38%	47%	10%	4%	2%
Program had sufficient variety in advanced course and program offerings	32%	45%	12%	8%	3%
Advanced course and program offerings had sufficient depth of subject matter	37%	40%	15%	7%	1%
Appropriate opportunity for research and/or creative work	33%	39%	18%	6%	3%
Sufficient opportunities for the practical application of learning	27%	37%	21%	10%	4%
There were adequate facilities and specialized equipment (studios, computers, instruments, lab supplies, etc)	27%	40%	19%	9%	6%
Library resources were adequate for the program	32%	38%	22%	5%	2%
Academic advising was helpful	46%	31%	13%	5%	6%
Faculty provided good advice about careers and graduate school	39%	33%	16%	7%	4%
Faculty were aware of new developments in their field or discipline	40%	36%	16%	5%	2%
Faculty used technology effectively to enhance their teaching	33%	42%	18%	6%	2%
Faculty used effective teaching methods that helped me learn	34%	40%	18%	5%	3%
Faculty members showed genuine interest in each student	48%	36%	10%	3%	2%
Faculty taught me how Christian faith and ethics relate to my field (n=356)	42%	36%	15%	6%	2%
I believe that I will be well prepared for a job or further study in my field	38%	42%	14%	5%	1%
I would recommend this program to a friend	36%	36%	17%	7%	4%



### How much do you agree with the following statements about your major?

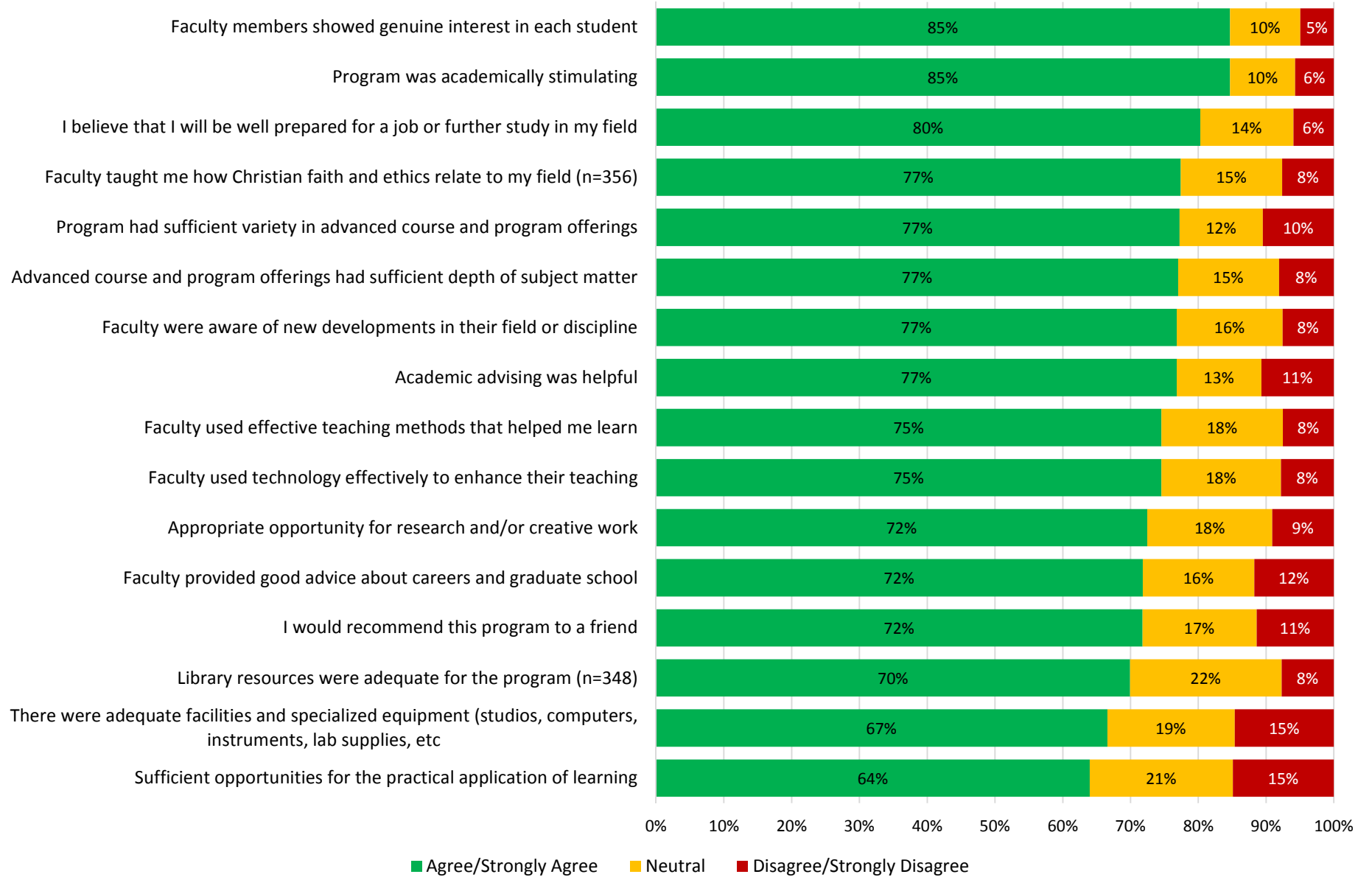


Figure 7. Major ratings, highest to lowest (n=385)

## Spiritual Commitment

An important part of an Andrews University education is to provide a place where students can “Affirm Faith” and grow spiritually. This section provides student responses to questions about their faith commitment.

How committed are you to the following? (n=385)	Willing to keep with sacrifice	Considerable effort to keep	Keep when convenient	Am not keeping	Have not made
To know God	58%	30%	6%	3%	3%
To accept Jesus Christ as your only Savior	68%	23%	3%	2%	4%
To submit to God’s will for your life	57%	30%	6%	3%	4%
To use Bible as God’s revealed word, authoritative for truth & guidance	58%	29%	6%	4%	4%
To reflect and apply Christian values in your career to glorify God	61%	28%	4%	3%	3%
To tell others of the Christian message as found in Scripture	46%	33%	11%	5%	4%
To live by biblical principles of sexual morality	51%	30%	8%	6%	5%
To belong to a church	54%	28%	10%	5%	4%
To observe the seventh-day Sabbath	61%	23%	9%	3%	4%
To live a lifestyle that promotes physical health	56%	31%	9%	2%	2%
To pray daily	56%	29%	6%	5%	4%
To read the Bible or devotional literature daily	41%	32%	13%	9%	6%
To participate actively in the life and work of a local church	41%	32%	13%	8%	6%
To give systematic tithes and offerings	47%	30%	9%	8%	5%
To support world evangelism through personal participation/financial contribution	39%	30%	15%	9%	8%

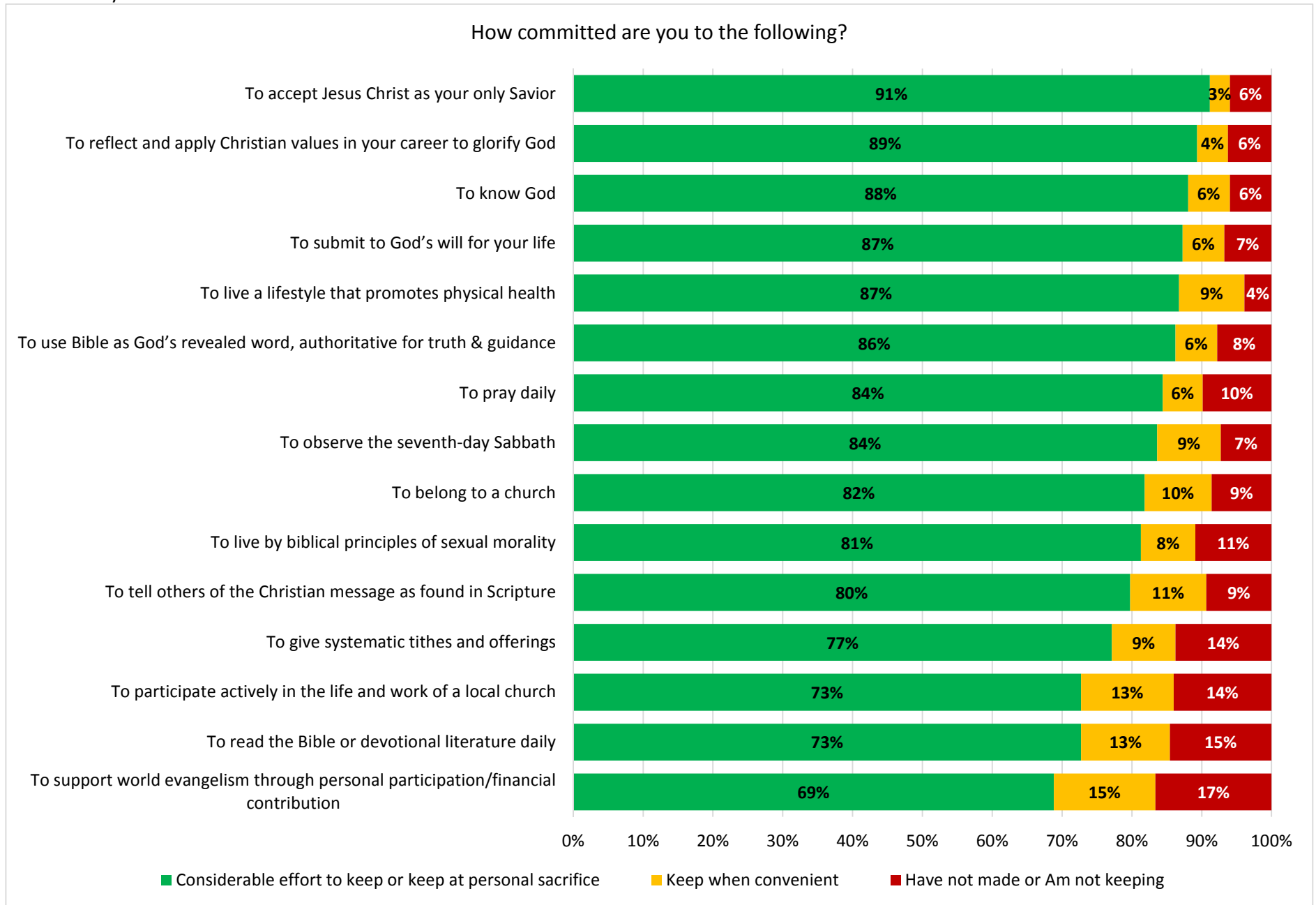


Figure 8. Spiritual Commitment ratings, highest to lowest (n=385)

**Programs of Study**

College of Arts and Sciences	n	%	College of Arts and Sciences	n	%	School of Architecture, Art and Design	n	%
Biology, BS	30	7.8%	Biology (Education), BS	1	0.3%	Architecture, BSA, BS	16	4.1%
General Studies, BA or BS	14	3.6%	French Studies, BA	1	0.3%	Art, BA	5	1.3%
Psychology, BS of BA	13	3.4%	Mathematics Education, BS	1	0.3%	Visual Art, BFA	5	1.3%
Social Work, BSW	12	3.1%	Spanish for K-12 Edu, BA	1	0.3%	Photography, BFA	2	0.5%
Engineering, BS	11	2.8%	<b>Total</b>	<b>201</b>		Design, BFA	1	0.3%
Religion, BA	10	2.6%				Documentary Film, BFA	1	0.3%
Behavioral Sciences, BS	9	2.3%				Fine Art, BFA	1	0.3%
Biochemistry, BS	9	2.3%	<b>School of Health Professions</b>	n	%	Visual Art Education, BS	1	0.3%
Communication, BA	9	2.3%	Health Sci. for Physical Therapy, BHS	22	5.7%	<b>Total</b>	<b>32</b>	
Computing, BS	9	2.3%	Nursing, BS	19	4.9%			
Theology, BA	9	2.3%	Speech Language Pathology & Audiology, BS	17	4.4%			
Spanish for Translation, BA	7	1.8%	Medical Laboratory Science, BSMLS	12	3.1%	<b>School of Education</b>	N	%
Physics, BS	6	1.6%	Wellness, BHS	10	2.6%	Elementary Ed BSELED	6	1.6%
English, BA	5	1.3%	Nutrition & Dietetics, BS	6	1.6%	Secondary Ed., BS	2	0.5%
Animal Science, BS	4	1.0%	Wellness (SPLAD Emphasis), BHS	3	0.8%	<b>Total</b>	<b>8</b>	
Family Studies, BS	3	0.8%	Exercise Science, BS	2	0.5%			
Mathematics, BS	3	0.8%	Health & Fitness, BS	1	0.3%			
Music, BA	3	0.8%	Nutrition Science, BS	1	0.3%	Aviation/Av. Tech, BT	5	1.3%
Music, BS	3	0.8%	<b>Total</b>	<b>93</b>				
Music Education, BMus	3	0.8%						
Political Science, BA or BS	3	0.8%				<b>Grand Total</b>	<b>386</b>	
Sociology, BS or BA	3	0.8%	<b>School of Business Administration</b>	n	%			
Agriculture, BS or BT	2	0.5%	Business Administration: Mang, BBA	22	5.7%			
Horticulture, BS or BT	2	0.5%	Business Administration: Markg, BBA	7	1.8%			
Chemistry, BS	2	0.5%	Business Administration, BS	4	1.0%			
English (Education), BA	2	0.5%	Business Administration: Acct, BBA	4	1.0%			
Intern.Business & Language, BA/BBA	2	0.5%	Business Administration: Inf Sys, BBA	4	1.0%			
Liberal Arts, BA or BS	2	0.5%	Business Administration: Int Bus, BBA	3	0.8%			
Music Performance, Bmus	2	0.5%	Business Administration: Fin, BBA	2	0.5%			
Psychology (Behavioral Neuroscience), BS	2	0.5%	Intern.Business & Lang, BA/BBA	2	0.5%			
Social Studies, BS	2	0.5%	Economics, BA	1	0.3%			
Biology (Neuro, Beh/Math), BS	1	0.3%	<b>Total</b>	<b>54</b>				

## Demographics

Students in this year's senior class reported the following demographic characteristics:

- 390 seniors were surveyed, 387 completed most or all of the survey
- 56% of respondents were female
- 87% of respondents identified themselves as Seventh-day Adventists
- 49% of respondents were 22 or 23 years old, while 31% were aged 21 or less.
- 71% of respondents identified most closely with an ethnic group other than Caucasian
- 22% of respondents were international students
- 23% of respondents were most fluent in a language other than English, or felt equally fluent in English and another language
- 54% of respondents studied primarily at an SDA academy and 33% studied primarily at a public high school before coming to Andrews University
- 9% of respondents said they would graduate as a J.N. Andrews Scholar

## Ethnicity

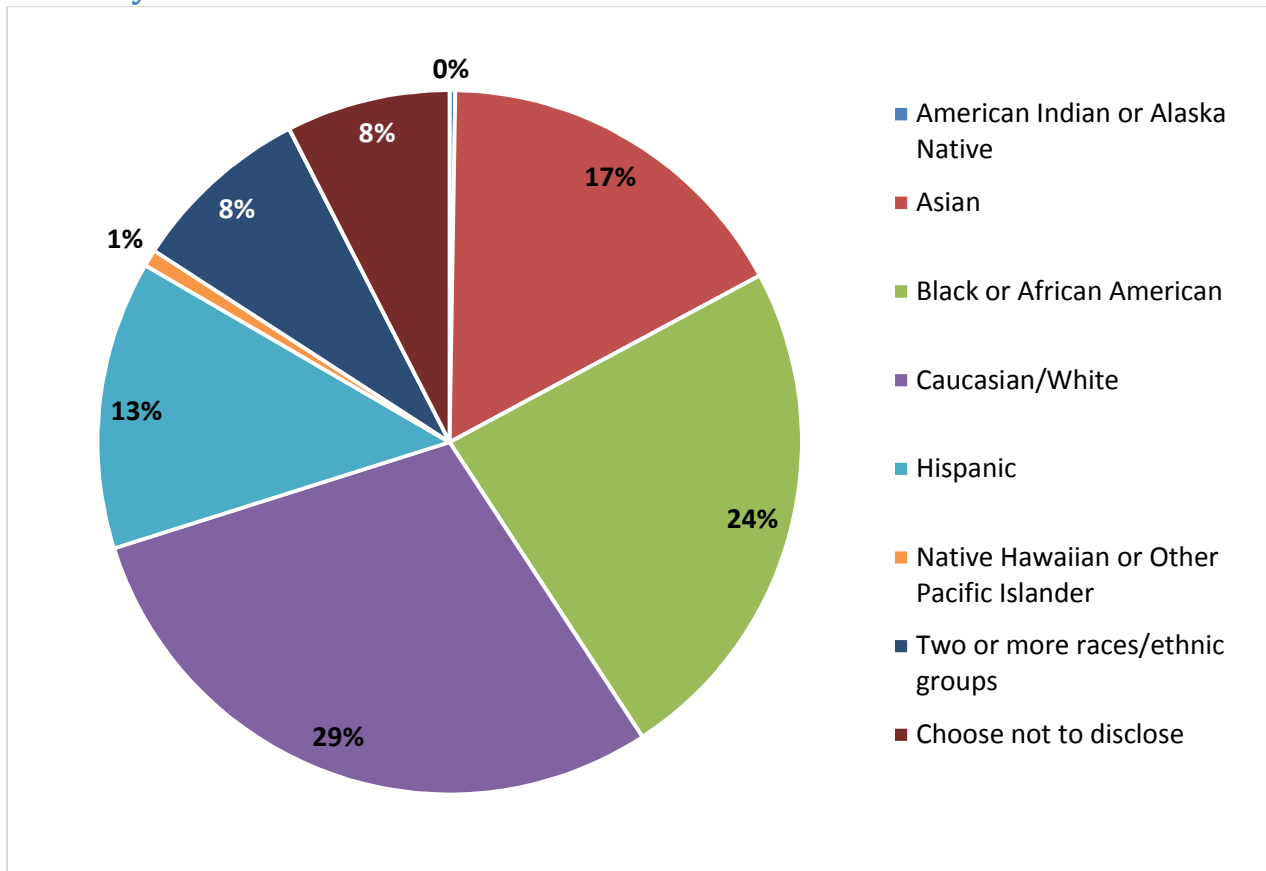


Figure 9. Distribution of ethnic identities reported by seniors (n=363)

## Plans for Employment and Further Study

Students were asked the following questions about their plans after graduation from Andrews University.

Do you intend to seek employment within a Seventh-day Adventist institution in the five years after graduation from Andrews, or after completing graduate school? (n=385)

Answer	Count	Percentage
Definitely yes	32	8%
Probably yes	77	20%
Undecided	119	31%
Probably no	101	26%
Definitely no	56	15%

How likely are you to pursue further studies? (n=385)

Answer	Count	Percentage
Definitely	214	56%
Likely	96	25%
Uncertain	57	15%
Unlikely	10	3%
Definitely not	8	2%

If you pursue further studies, would you consider attending Andrews University? (n=377)

Answer	Count	Percentage
Yes	154	41%
No	223	59%

If you would not choose Andrews again, which description best represents why? (n=223)

Answer	Count	Percentage
Program is not offered at Andrews	104	47%
Need to relocate	36	16%
Financial considerations	29	13%
Dissatisfied with Andrews experience	32	14%
Other	22	10%

## Student Feedback

Of the 390 students who took the senior survey, 217 answered the question, “What suggestions do you have for improving the experience offered at Andrews University?” Nineteen of these said simply none, nothing, or not applicable. Responses were classified into the following categories, and were disseminated to the appropriate departments. Please note that many comments were multi-faceted, and may have been placed in more than one category.

- Academics (88)
- Administration (21)
- Advising (10)
- AUSA (1)
- Campus Safety (3)
- Dining Services (12)
- Facilities (19)
- Financial Administration (20)
- ITS (5)
- Student Life (112)
  - Diversity (5)
  - Campus Ministries/Spiritual (24)
  - Outreach (12)
  - Worship Requirement (20)
  - Co-Curricular (10)
  - Activities/Social (12)
  - Housing (9)
  - Transportation (5)
  - Wellness (3)
  - Miscellaneous (12)