

Senior Survey 2016-2017



Senior Survey 2016-2017
Results

Office of Institutional Effectiveness
October 10, 2017

Senior Survey 2016-17 Results

Table of Contents

Table of Figures.....	i
Introduction	1
Mission.....	1
Seek Knowledge.....	1
Affirm Faith.....	1
Change the World.....	2
Major.....	6
Spiritual Commitment.....	8
Programs of Study.....	10
Demographics	11
Ethnicity.....	11
Plans for Employment and Further Study.....	12
Student Feedback	13

Table of Figures

Figure 1. Student participation in cross cultural experiences while at Andrews (n=274)	2
Figure 2. Student participation in service activities while at Andrews (n=274)	3
Figure 3. Frequency of service activities while at Andrews (n=238)	3
Figure 4. Student leadership activity while at Andrews (n=274)	4
Figure 5. Frequency (Percent) of leadership activities while at Andrews (n=199)	4
Figure 6. Mission ratings, highest to lowest (n=264).....	5
Figure 7. Major ratings, highest to lowest (n=262).....	7
Figure 8. Spiritual Commitment ratings, highest to lowest (n=262).....	9
Figure 9. Distribution of ethnic identities reported by seniors (n=262).....	11

Introduction

The Senior Survey is an anonymous survey given to undergraduates in their senior year. It is used to gather student opinions on various aspects of life and study at Andrews University. This report provides the summary of responses by this year's seniors.

Mission

Education at Andrews University is framed within the university's mission. This section provides the results to a series of questions to determine how well we achieved our mission. Responses include student ratings and their involvement in activities that are directly related to Andrews' mission.

Andrews University, a distinctive Seventh-day Adventist Christian institution, transforms its students by educating them to seek knowledge and affirm faith in order to change the world.

Seek Knowledge

How much has your experience at Andrews University prepared you to . . . (n=264)	Very Much	Much	Moderately	Little	Very Little
Engage in intellectual discovery and inquiry	41%	40%	12%	3%	0%
Think clearly and critically	47%	39%	10%	4%	0%
Communicate effectively	45%	39%	13%	4%	0%
Understand life, learning and civic responsibility from a Christian point of view	47%	36%	13%	4%	1%
Be competent in your chosen discipline or profession	47%	33%	14%	5%	1%

Affirm Faith

How much has your experience at Andrews University prepared you to . . . (n=264)	Very Much	Much	Moderately	Little	Very Little
Develop a personal relationship with Jesus Christ	28%	36%	25%	7%	4%
Deepen your faith commitment and practice	29%	34%	27%	8%	3%
Demonstrate personal and moral integrity	44%	36%	16%	3%	1%
Embrace a balanced lifestyle, including time for intellectual, social, spiritual, and physical development	33%	31%	27%	8%	1%
Apply understanding of cultural differences in diverse environments	51%	31%	14%	3%	1%

Senior Survey 2016-2017

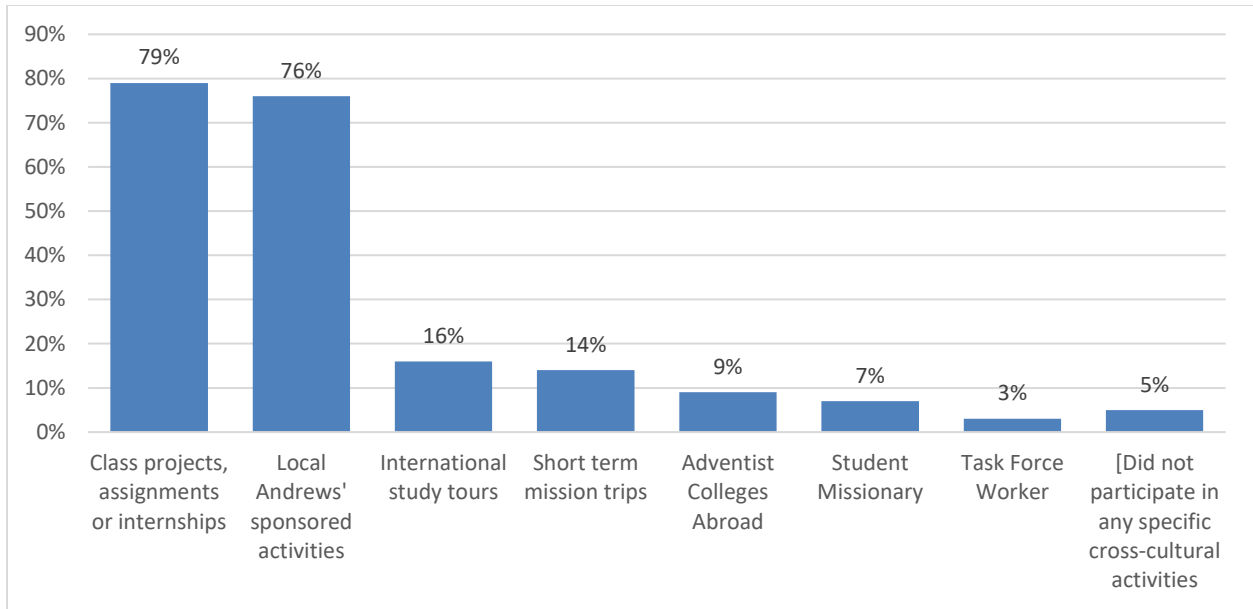


Figure 1. Student participation in cross cultural experiences while at Andrews (n=274)

Change the World

How much has your experience at Andrews University prepared you to . . . (n=264)	Very Much	Much	Moderately	Little	Very Little
Engage in creative problem-solving and innovation	33%	44%	16%	5%	2%
Engage in generous service to meet human needs	35%	40%	19%	5%	1%
Apply collaborative leadership to foster growth and promote change	30%	44%	16%	8%	2%
Engage in activities consistent with the worldwide mission of the Seventh-day Adventist church	27%	39%	24%	5%	5%

Senior Survey 2016-2017

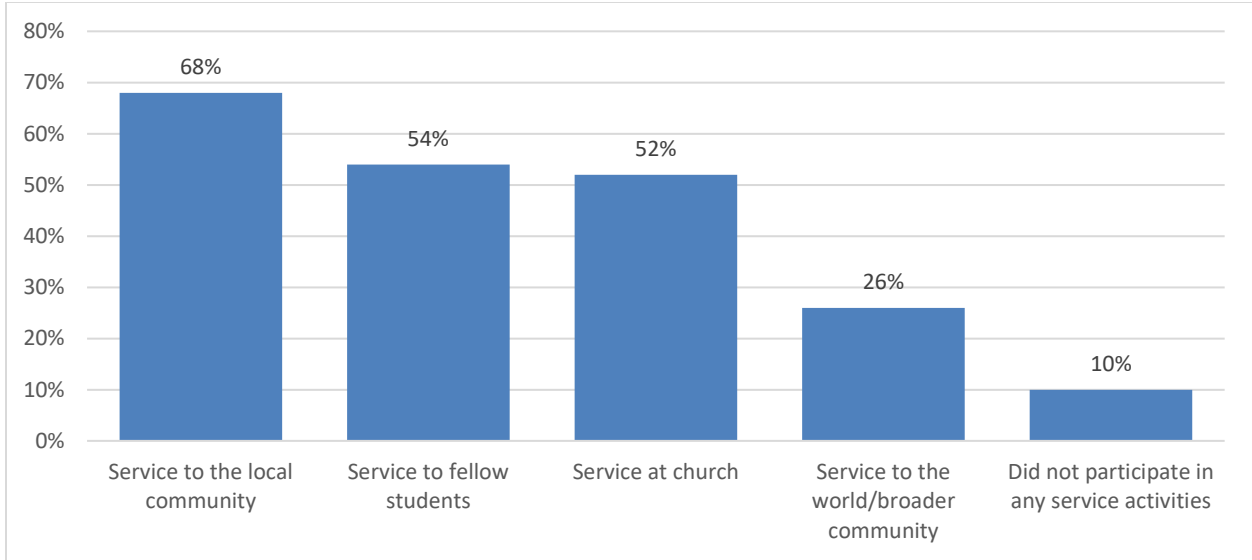


Figure 2. Student participation in service activities while at Andrews (n=274)

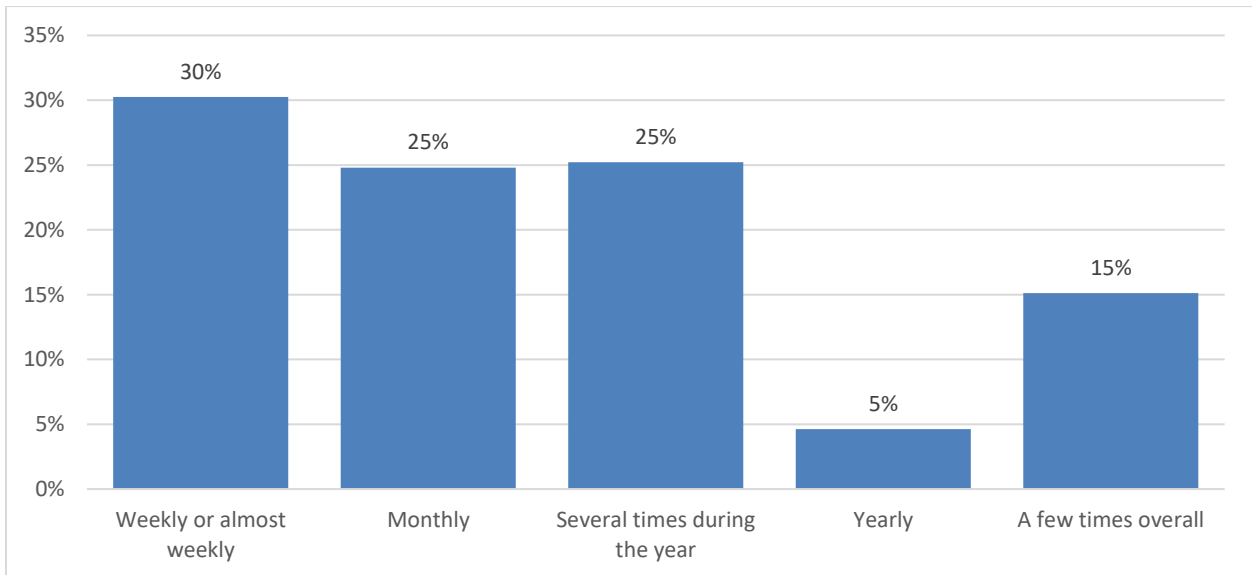


Figure 3. Frequency of service activities while at Andrews (n=238)

Senior Survey 2016-2017

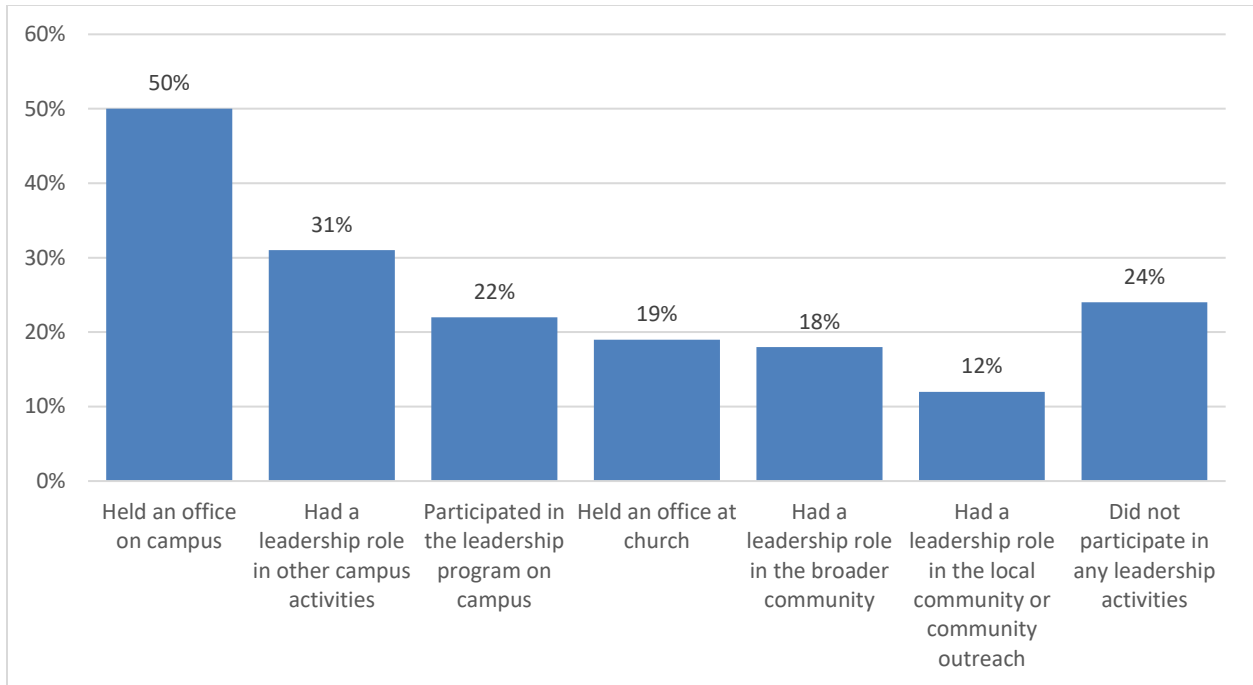


Figure 4. Student leadership activity while at Andrews (n=274)

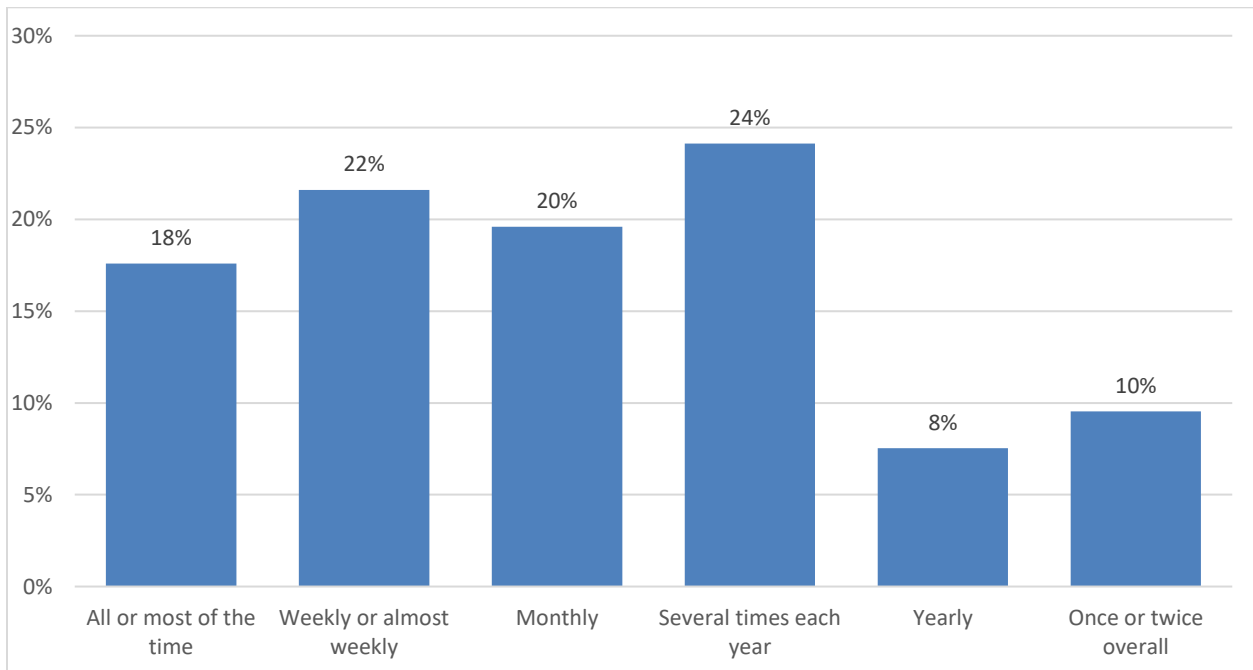


Figure 5. Frequency (Percent) of leadership activities while at Andrews (n=199)

How much has your experience at Andrews University prepared you to:

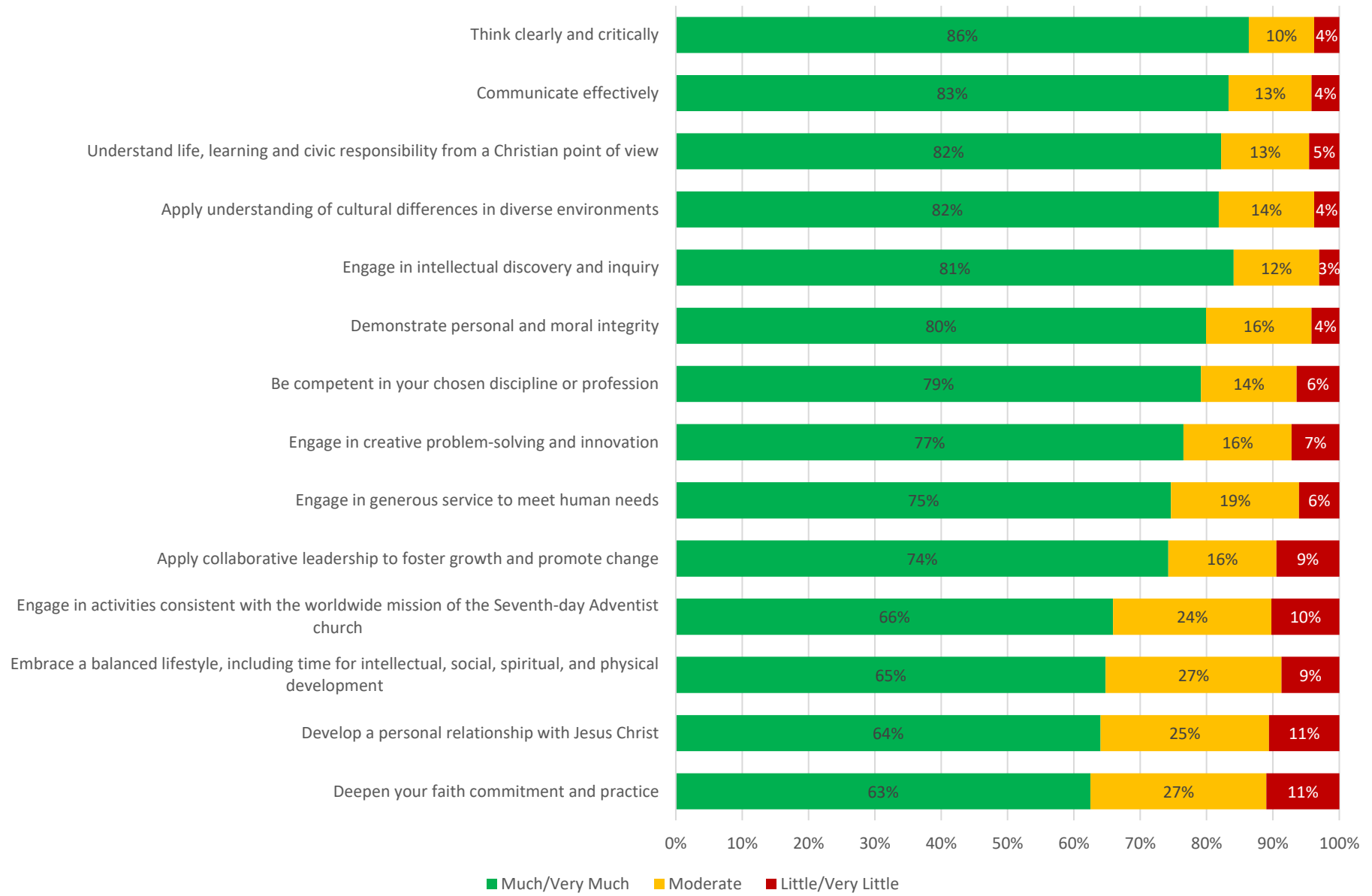


Figure 6. Mission ratings, highest to lowest (n=264)

Major

Andrews University's mission is lived out Students were asked to rate the following statements about their major. Responses are further analyzed by major and shared with the academic departments.

How much do you agree with the following statements about your major: (n=262)	Strongly Disagree	Disagree	Neutral	Agree	Strongly Agree
Program was academically stimulating	0%	3%	8%	44%	45%
Program had sufficient variety in advanced course and program offerings	1%	9%	10%	44%	36%
Advanced course and program offerings had sufficient depth of subject matter	1%	5%	11%	42%	42%
Appropriate opportunity for research and/or creative work (n=261)	3%	6%	14%	41%	36%
Sufficient opportunities for the practical application of learning (n=259)	5%	11%	15%	33%	36%
There were adequate facilities and specialized equipment (studios, computers, instruments, lab supplies, etc. (n=256)	3%	7%	16%	42%	32%
Library resources were adequate for the program (n=255)	2%	5%	13%	42%	40%
Academic advising was helpful (n=261)	2%	6%	11%	35%	45%
Faculty provided good advice about careers and graduate school (n=260)	2%	7%	17%	33%	41%
Faculty were aware of new developments in their field or discipline (n=261)	2%	4%	12%	36%	46%
Faculty used technology effectively to enhance their teaching (n=261)	2%	5%	11%	43%	39%
Faculty used effective teaching methods that helped me learn (n=261)	1%	5%	15%	41%	39%
Faculty members showed genuine interest in each student (n=261)	2%	2%	9%	37%	50%
Faculty taught me how Christian faith and ethics relate to my field (n=259)	0%	3%	17%	37%	43%
I believe that I will be well prepared for a job or further study in my field	0%	4%	12%	43%	40%
I would recommend this program to a friend	2%	3%	21%	34%	40%

How much do you agree with the following statements about your major?

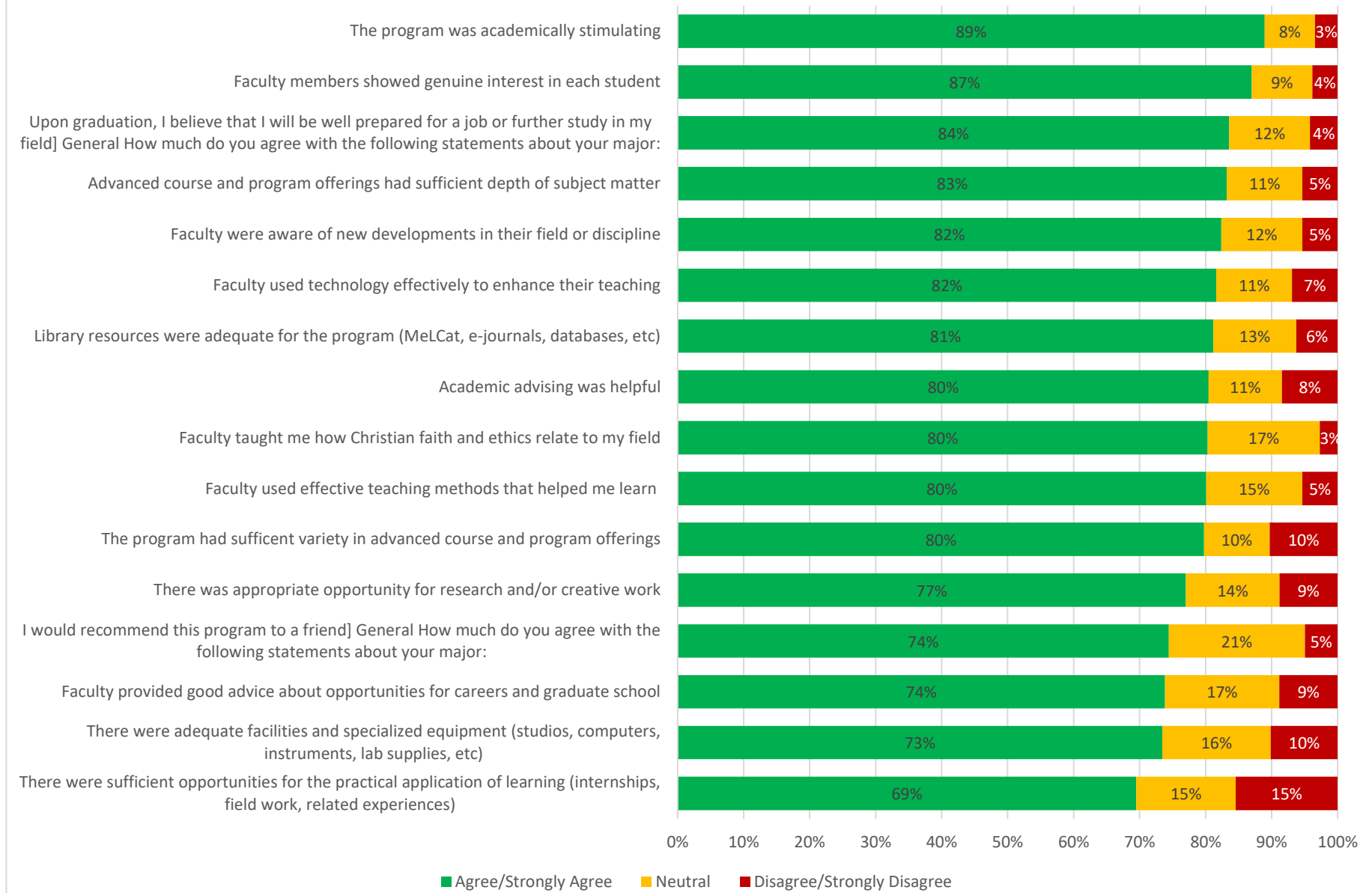


Figure 7. Major ratings, highest to lowest (n=262)

Spiritual Commitment

An important part of an Andrews University education is to provide a place where students can “Affirm Faith” and grow spiritually. This section provides student responses to questions about their faith commitment.

How committed are you to the following? (n=361)	Willing to keep with sacrifice	Considerable effort to keep	Keep when convenient	Am not keeping	Have not made
To know God	58%	32%	6%	2%	2%
To accept Jesus Christ as your only Savior	66%	23%	6%	3%	2%
To submit to God’s will for your life	56%	31%	8%	3%	3%
To use Bible as God’s revealed word, authoritative for truth & guidance	57%	29%	8%	3%	3%
To reflect and apply Christian values in your career to glorify God	61%	29%	5%	2%	3%
To tell others of the Christian message as found in Scripture	51%	27%	13%	5%	4%
To live by biblical principles of sexual morality	53%	28%	7%	6%	6%
To belong to a church	50%	29%	13%	5%	3%
To observe the seventh-day Sabbath	55%	30%	6%	5%	4%
To live a lifestyle that promotes physical health	55%	31%	10%	4%	2%
To pray daily	52%	28%	11%	5%	3%
To read the Bible or devotional literature daily	38%	35%	14%	9%	4%
To participate actively in the life and work of a local church	38%	34%	14%	9%	5%
To give systematic tithes and offerings	43%	33%	10%	10%	4%
To support world evangelism through personal participation/financial contribution	37%	31%	15%	11%	6%

How committed are you to the following?

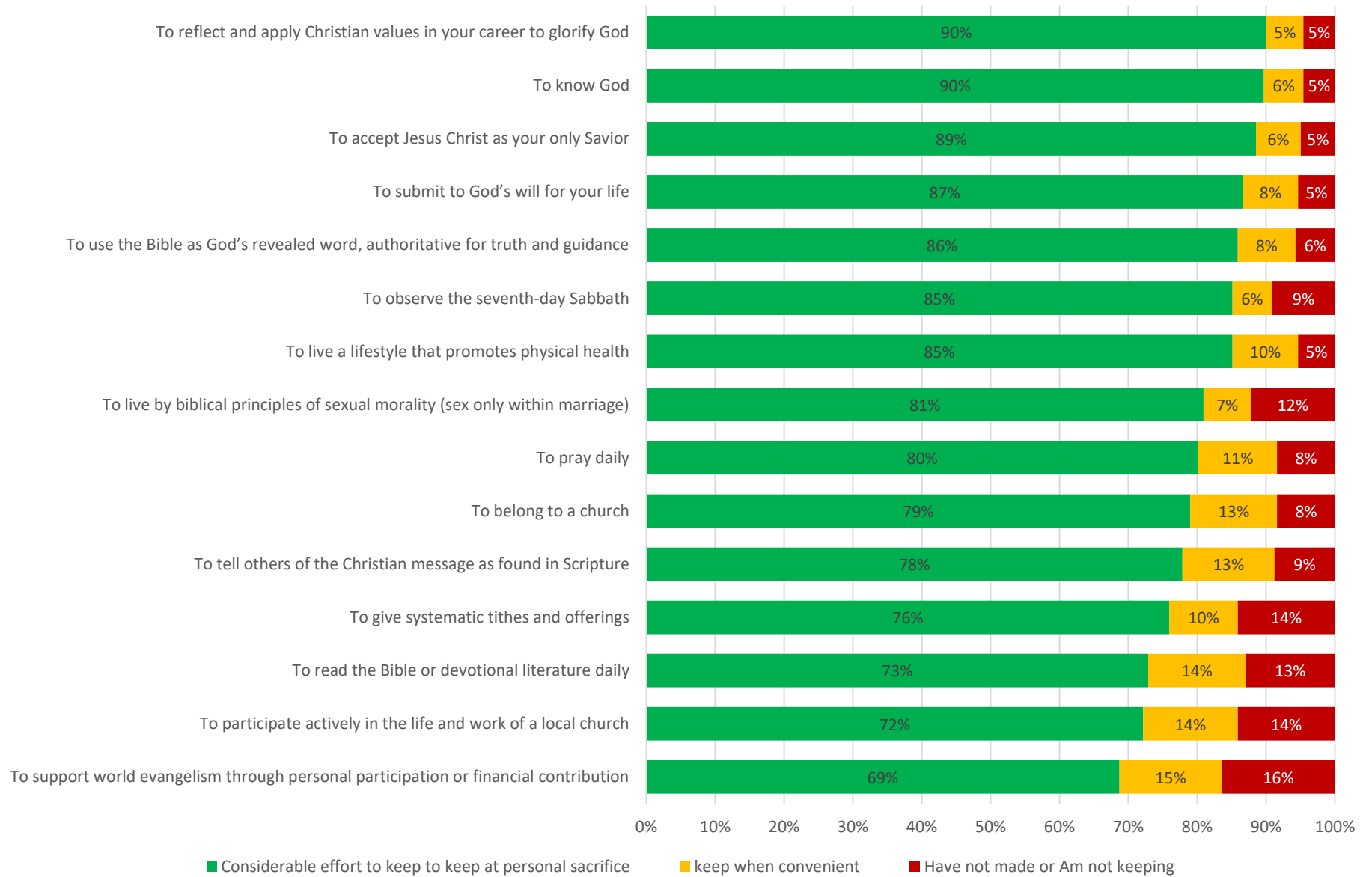


Figure 8. Spiritual Commitment ratings, highest to lowest (n=262)

Programs of Study

College of Arts and Sciences	n	%
Biology (all other emphases), BS	20	7.7
Engineering (all emphases), BS	9	3.5
Psychology (all other emphases), BS or BA	8	3.1
Animal Science (all emphases), BS	7	2.7
General Studies, BA or BS	6	2.3
Behavioral Sciences (all emphases), BS	6	2.3
Computing (all emphases), BS	6	2.3
Theology, BA	6	2.3
Social Work, BSW	4	1.5
Psychology (Behavioral Neuroscience), BS	4	1.5
Biochemistry, BS	4	1.5
English (literature or writing), BA	4	1.5
Political Science, BA or BS	4	1.5
Music, BA	4	1.5
Religion, BA	4	1.5
Liberal Arts (all emphases), BA or BS	3	1.2
Communication (all emphases), BA	3	1.2
Journalism and Communication Media, BA	3	1.2
Sociology (all emphases), BS or BA	3	1.2
Mathematics, BS	3	1.2
English (Education emphasis), BA	3	1.2
Photography, BFA	3	1.2
Physics, BS	2	.8
French Studies, BA	2	.8
History, BA	2	.8
Music, BS	2	.8
Art (all emphases), BA	2	.8

College of Arts and Sciences	n	%
Fine Art (all emphases), BFA	2	.8
Public Relations (all emphases), BA	1	.4
Chemistry, BS	1	.4
Spanish for Translation, BA	1	.4
Spanish Studies, BA	1	.4
Music Education, BMus	1	.4
Agriculture (all emphases), BS or BT	1	.4
Documentary Film, BFA	1	.4
Visual Art Education, BS	1	.4
Total	138	
School of Business Admin.		
Business Administration, BS	3	1.2
International Business and Language, BA/BBA	2	.8
Business Administration: Accounting, BBA	4	1.5
Economics, BA	1	.4
Business Administration: Finance, BBA	2	.8
Business Administration: International Business, BBA	2	.8
Business Administration: Information Systems, BBA	5	1.9
Business Administration: Management, BBA	9	3.5
Business Administration: Marketing, BBA	3	1.2
Aviation/Aviation Technology (all emphases), BT	1	.4
Total	32	

School of Education	n	%
Education, Elementary (all emphases), BSELED	3	1.2
School of Architecture		
Architecture, Architectural Studies, BSA, BS	8	3.1
Interior Design, BID	1	.4
Total	9	
School of Health Professions		
Medical Laboratory Science, BSMLS	15	5.8
Nursing, BS	7	2.7
Wellness, BHS	3	1.2
Exercise Science, BS	4	1.5
Nutrition & Dietetics, BS	6	2.3
Nutrition Science & Dietetics, BS	2	.8
Nutrition Science, BS	2	.8
Physical Therapy (Health Sci. for Physical Therapy), BHS	9	3.5
Health Science for Physical Therapy, BHS	5	1.9
Speech Language Pathology & Audiology, BS	23	8.8
Wellness (Speech-Language Pathology & Audiology Emphasis), BHS	3	1.2
Total	79	
Grand Total	260	

Demographics

Students in this year's senior class reported the following demographic characteristics:

- 278 seniors were surveyed, 263 completed most or all of the survey
- 86% of respondents identified themselves as Seventh-day Adventists
- 57% of respondents studied primarily at an SDA academy and 30% studied primarily at a public high school before coming to Andrews University
- 60% of respondents were female
- 44% of respondents were 22 or 23 years old, while 16% were aged 24 or older.
- 71% of respondents identified most closely with an ethnic group other than Caucasian
- 19% of respondents were international students
- 29% of respondents were most fluent in a language other than English, or felt equally fluent in English and another language
- 10% of respondents said they would graduate as a J.N. Andrews Scholar

Ethnicity

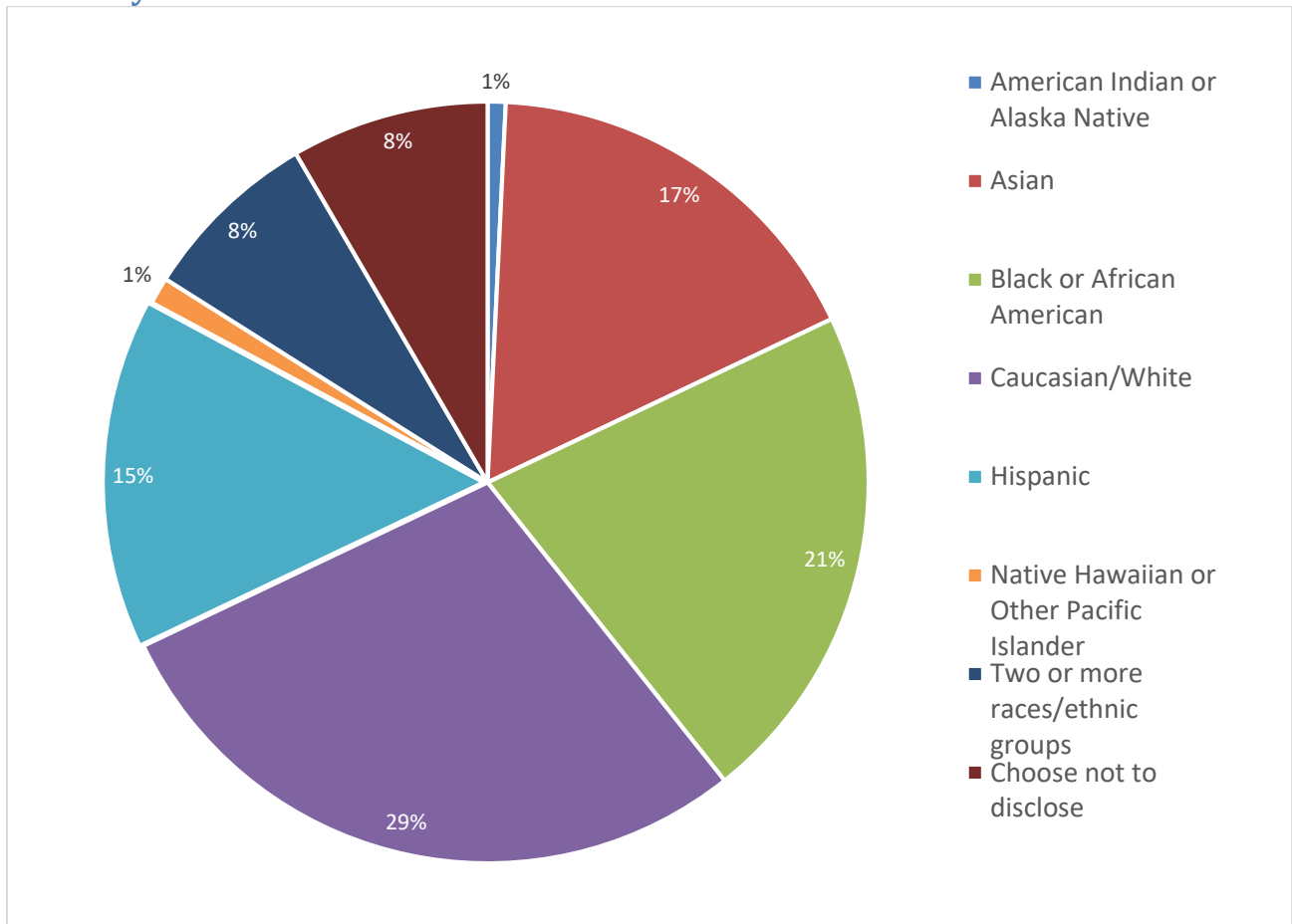


Figure 9. Distribution of ethnic identities reported by seniors (n=262)

Plans for Employment and Further Study

Students were asked the following questions about their plans after graduation from Andrews University.

Do you intend to seek employment within a Seventh-day Adventist institution in the five years after graduation from Andrews, or after completing graduate school? (n=262)

Answer	Count	Percentage
Definitely yes	23	8.8
Probably yes	62	23.7
Undecided	81	30.9
Probably no	70	26.7
Definitely no	26	9.9

How likely are you to pursue further studies? (n=262)

Answer	Count	Percentage
Definitely	173	66.0
Likely	49	18.7
Uncertain	26	9.9
Unlikely	9	3.4
Definitely not	5	1.9

If you pursue further studies, would you consider attending Andrews University? (n=257)

Answer	Count	Percentage
Yes	128	49.8
No	129	50.2

If you would not choose Andrews again, which description best represents why? (n=129)

Answer	Count	Percentage
Program is not offered at Andrews	74	57.4
Need to relocate	14	10.9
Financial considerations	14	10.9
Dissatisfied with Andrews experience	13	10.1
Other	14	10.9

Student Feedback

Of the 263 students who took the senior survey, 142 answered the question, “What suggestions do you have for improving the experience offered at Andrews University?” Ten of these said simply none, nothing, or not applicable. Responses were classified into the following categories, and were disseminated to the appropriate departments. Please note that many comments were multi-faceted, and may have been placed in more than one category.

- Academics & Administration (57)
- Advising (8)
- Dining Services (4)
- Facilities (8)
- Financial Administration (16)
- ITS (2)
- Student Life (109)
 - Campus Ministries/Spiritual (20)
 - Worship & Other Requirements (14)
 - Activities/Social (18)
 - Outreach (4)
 - Diversity (15)
 - Housing (4)
 - Transportation (1)